

Flagship International Flexible Fund IC Limited

Minimum Disclosure Document - 30 June 2020



FUND MANAGERS

Kyle Wales | Pieter Hundersmarck

NAV price per share (class 'A') | US\$ 111.8

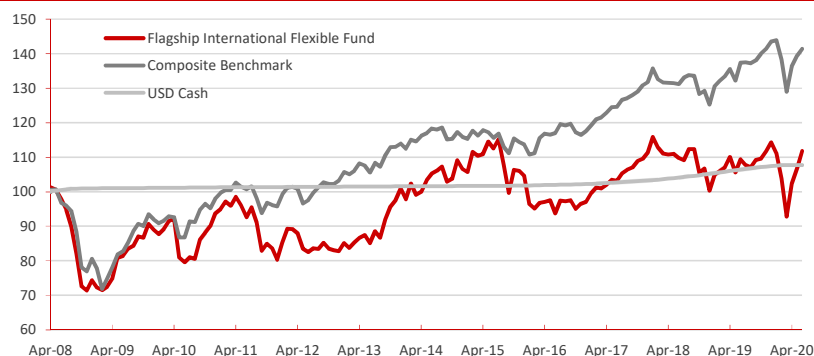
Fund size	\$30.7m
Fund type	Mixed asset fund
Launch date	02 April 2008
Sub-Investment Manager	Flagship Asset Management (Pty) Ltd
Manager	Momentum Wealth International Limited
Investment manager	Momentum Global Investment Management Limited
Custodian	Northern Trust (Guernsey) Ltd
Dealing	Daily
Valuation point	11.00pm (Guernsey time) on the relevant Dealing Day
Dividend policy	Accumulation

Minimum investment	\$7,500
Benchmark	50% MSCI World Equity Index 30% JP Morgan Global Bond Index 20% US\$ Overnight Call Rate
Domicile	Guernsey
Subscriptions cut-off time	The application form to subscribe must be completed and received, with cleared funds, by the Administrator by no later than 12.00 noon (Guernsey time) on the relevant Dealing Day.
Redemptions cut-off time	Written notice to redeem must be received by the Administrator by no later than 12.00 noon (Guernsey time) one Business Day before the relevant Dealing Day.

INVESTMENT OBJECTIVE

The Fund is a multi-asset, globally diversified portfolio investing in equities, bonds, property, and money market instruments without restriction. It does not impose target bands across any of these classes and may deviate materially from its benchmark (50% equities, 30% bonds, and 20% money market). We seek to achieve our investment objective of long-term capital growth with an acceptable level of risk through an actively-managed portfolio of assets, spread over a broad range of asset classes, currencies, and geographies in varying proportions over time. The fund should be viewed as a medium to long term investment.

PERFORMANCE CHART



FUND EXPOSURES

Equity	71.8%
Netease Inc	6.0%
Microsoft Corp	5.7%
Alibaba	5.6%
Zalando SE	5.2%
Heineken Holding NV	5.1%
British American Tobacco	3.5%
Facebook	3.4%
Alphabet (Google)	3.3%
Amazon	3.2%
HDFC Bank Ltd	3.1%
Hedged S&P Position	-6.2%
Other equity holdings	34.0%
Property	1.3%
Hammerson	0.7%
Unibail-Rodamco-Westfield	0.6%
Bonds	0.0%
Inflation Linked Bonds	0.0%
Cash and Strategic Income	17.9%
USD cash holdings	11.4%
Diversified cash holdings	6.4%
Strategic Income	0.0%
Commodities	9.0%
Gold	9.0%
TOTAL	100.0%

Source: Momentum Global Investment Management Limited, Northern Trust International Fund Administration Services

PERFORMANCE

Annualised Performance (for periods > 1 year)	Fund	Benchmark	USD Cash
Since inception	0.9%	2.9%	0.6%
10 Years	7.0%	10.3%	1.3%
7 Years	5.6%	6.0%	1.2%
5 Years	-0.1%	4.1%	1.1%
3 Years	2.7%	4.3%	1.6%
2 Years	0.9%	3.8%	1.7%
1 Year	2.2%	2.9%	1.2%
Year-to-date	-2.2%	-1.5%	0.3%

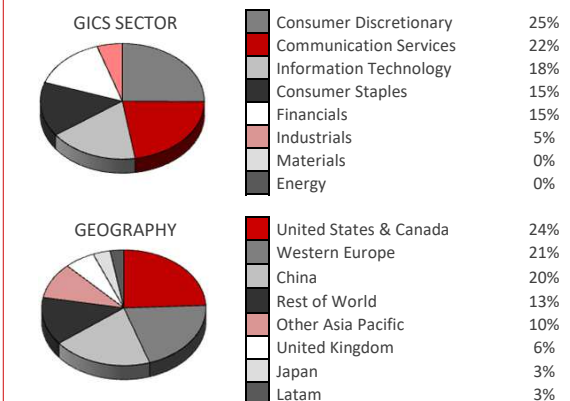
Lowest actual annual return	-27.4%	2 April 2008 to 31 March 2009
Highest actual annual return	26.2%	1 April 2009 to 31 March 2010

Source: Northern Trust International Fund Administration Services. All returns have been calculated net of fees (the fees charged within the Fund and by the managers of the underlying funds are not guaranteed and may change in the future.). Past performance is not a guide to future returns.

ANNUAL FUND PERFORMANCE

	2009	2010	2011	2012	2013	2014	2015	2016	2017	2018	2019
Fund	19.7%	5.3%	-14.3%	3.1%	21.9%	5.7%	-1.9%	-7.2%	14.7%	-9.9%	13.9%
Benchmark	14.2%	6.7%	-2.4%	7.9%	10.2%	1.7%	-1.9%	3.4%	12.1%	-4.9%	14.6%
USD Cash	0.1%	0.2%	0.1%	0.1%	0.1%	0.1%	0.1%	0.4%	1.0%	1.9%	2.1%

EFFECTIVE EQUITY EXPOSURE



Source: Momentum Global Investment Management Limited

FEES

Total Expense Ratio (incl. VAT)	2.02%
Custody Fee	0.07%
Investment Advice Fee	1.55%
Management and Administration fee	0.35%
Other fund expenses	0.05%

FUND MANAGER COMMENTARY - JUNE 2020

Flagship portfolios were well positioned through the crisis and took advantage of multiple buying opportunities. We remain overweight equities and hold zero bonds. Equity hedges were added to protect the portfolios from further market declines, and we hold close to the maximum position size allowable by regulation in physical gold (10%).

INVESTMENT COMMENTARY

Efforts to contain the spread of the COVID-19 pandemic have been enormously destructive to global economies, many of which only started to recover in the last few weeks. All major economies are expected to enter recession, with the IMF forecasting a global contraction of 4.9% in 2020.

Markets were dramatically volatile in the first 6 months of 2020. The MSCI All Country World Index (ACWI) fell -21.7% (in US\$) in Q1 before advancing +19.2% in Q2 to end down -6.7% for the 6 months to June 30. While financial markets have recovered from their lows and are continuing to show broad based resilience in the face of poor economic news flow, the sheer volume of fiscal and monetary stimulus is playing a large role in this recovery.

Markets have displayed stoic stubbornness in the face of adverse economic data. Looking in more detail, we have noticed a bifurcation in stock returns per

sector: technology companies with sturdy balance sheets, defensive consumer staples, and health care have outperformed, while travel, energy, and credit-exposed financials, among others, continue to suffer.

Like the Global Financial Crisis in 2010, the coronavirus pandemic will long be remembered for the unprecedented policy responses it elicited from central banks around the world. This concerted policy response has been a key driving force behind the markets rapid recovery.

Data Source: Thomson Reuters Refinitiv, Bloomberg

Fees Applicable to Class A Shares

Management and administration fee (per annum):	Investment management fee (per annum):	Other applicable fees:	Performance Fees
Up to USD30M 0.35%	0.05%	Custody fees: 0.05%	Performance fees are not applicable for this fund
Over USD30M to USD60M 0.30%	Sub-investment management fee (per annum):	(Custodian fee per transaction: US\$25)	
Over USD60M 0.25%	1.50%	Distribution and Director's fees: 0.00%	

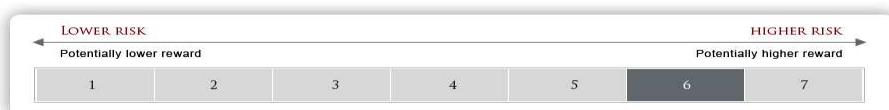
TER
The Flagship International Flexible Fund Class A USD has a Total Expense Ratio (TER) of 2.02%. Financial year-end TER 2.00%. The Total Expense Ratios (TERs) are the percentages of the net asset value of the class of the Financial Product incurred as expenses relating to the administration of the Financial Product. A higher TER does not necessarily imply a poor return, nor does a low TER imply a good return. A current TER may not necessarily be an accurate indication of future TERs. The TER to 31 May 2020 is based on data for the period from 28 June 2019 to 30 June 2020 and the financial year-end TER is based on data for the financial year-end to 30 June 2019. Cost ratios are calculated using historical actual and/or estimated data and are provided solely as an indication/guide as to the annual expenses/costs that could be incurred. These ratios do not represent any current/actual charges or fees.

Risk Considerations and Important Information

- Collective investments are generally medium to long term investments. The value of units may go down as well as up, and past performance is not necessarily a guide to the future. Investment in the Fund entails risks which are detailed in The Supplement.
- Fund share prices per class are calculated on a net asset value basis, which is the total value of all assets in the portfolio attributable to a share class including any income accruals and less any permissible deductions (such as brokerage, taxation, auditor's fees, bank charges, trustee and custodian fees and the annual management fee) from the portfolio, divided by the number of Fund shares of the class in issue.
- Portfolio performance is calculated on a NAV to NAV basis. No dividends will be paid. All income received will be reinvested.
- Collective investments are traded at ruling prices. Commission and incentives may be paid and, if so, would be included in the overall costs. All performance is calculated Total Return, Net of all fees and commissions and in US dollar terms. Forward pricing is used. Up to date Fund prices per share are available on www.morningstar.co.za or upon request from the Manager or Administrator.
- Annualised returns are period returns re-scaled to a period of 1 year. This allows investors to compare returns of different assets that they have owned for different lengths of time. Actual annual figures are available to investors upon request. Investment performance calculations are available for verification upon request. The performance is calculated for the Fund. The individual investor performance may differ, as a result of various factors, including the actual investment date.
- The Fund may invest in other collective investments, which levy their own charges. This could result in a higher fee structure for the Fund.
- Fluctuations in the value of the underlying assets and the income from them and changes in interest rates mean that the value of the Fund and any income arising from it may fall, as well as rise, and is not guaranteed.
- Deductions of charges and expenses mean that you may not get back the amount you invested.
- The fees charged within the Fund and by the managers of the underlying funds are not guaranteed and may change in the future.
- Notwithstanding ongoing monitoring of the underlying assets within the Fund, there can be no assurance that the performance of the Fund will achieve its stated objectives.
- The Fund may contain shares or units in underlying funds that do not permit dealing every day. Investments in such funds will only be realisable on their dealing days. It is not possible to assess the proper market price of these investments other than on the fund's dealing days.
- No borrowing will be undertaken by the Fund save for the purpose of short term liquidity requirements. Borrowings will not exceed 10% of the NAV of the Fund. For such purpose the securities of the Fund may be pledged. No scrip borrowing will be allowed.
- The Manager has the right to close the Fund to new investors, in order to manage it more efficiently, in accordance with its mandate.
- Investment in the Fund may not be suitable for all investors. Investors should obtain advice from their financial adviser before proceeding with an investment.
- Investors are reminded that any forecasts and/or commentary included in this MDD are not guaranteed to occur, and merely reflect the interpretation of the public information and propriety research available to the Investment Manager at a particular point in time.
- This Report should be read in conjunction with the Prospectus of Momentum Mutual Fund ICC Limited and the Fund Supplement, in which all fees and fund facts are disclosed.
- Copies of these Scheme Particulars, including the Prospectus, Fund Supplement, and the annual accounts of the Scheme, which provide additional information, are available, free of charge, upon request from Momentum Wealth International Limited, La Plaiderie House, La Plaiderie, St Peter Port, Guernsey, GY1 1WF, Telephone 0044 1481 735480, or from our website www.momentum.co.gg.
- This Report should not be construed as an investment advertisement, or investment advice or guidance or a proposal or recommendation in any form whatsoever, whether relating to the Fund or its underlying investments. It is for information purposes only and has been prepared and is made available for the benefit of the investors in the Fund.
- Whilst all care has been taken by the Investment Manager in the preparation of the information contained in this Report, neither the Manager nor Investment Manager make any representations or give any warranties as to the correctness, accuracy or completeness of the information, nor does either the Manager or Investment Manager assume liability or responsibility for any losses arising from errors or omissions in the information.
- Momentum Mutual Fund ICC Limited is an incorporated cell company governed by the provisions of the Companies (Guernsey) Law 2008 as amended. Prior to its incorporation as an incorporated cell company on 19 January 2007, it was registered as a protected cell company on 20 February 2006. It is authorised as an open-ended Collective Investment Scheme of Class B by the Guernsey Financial Services Commission under the Protection of Investors (Bailiwick of Guernsey) Law, 1987, as amended. In giving this authorisation the Guernsey Financial Services Commission do not vouch for the financial soundness of Momentum Mutual Fund ICC Limited or for the correctness of any of the statements made or opinions expressed with regard to it.
- Flagship International Flexible Fund IC Limited is a registered incorporated cell of Momentum Mutual Fund ICC Limited, with registered number 48255.
- Flagship International Flexible Fund IC Limited is approved under the South African Collective Investment Schemes Control Act (No. 45 of 2002).
- Momentum Wealth International Limited is the Fund Manager, licensed by the Guernsey Financial Services Commission, with its registered office at La Plaiderie House, La Plaiderie, St Peter Port, Guernsey, GY1 1WF. Momentum Wealth International Limited is an authorised Financial Services Provider pursuant to the Financial Advisory and Intermediary Services Act No. 37 of 2002 in South Africa. Momentum Wealth International Limited is a Full Member of the Association for Savings and Investments SA (ASISA).
- Momentum Collective Investments (RF) (Pty) Ltd, a South African company with its registered office at 268 West Avenue, Centurion, 0157, South Africa, has been appointed by the Manager as the Representative Office for the Fund.
- Momentum Collective Investments (RF) (Pty) Ltd is an authorised manager of collective investment schemes in terms of the Collective Investment Schemes Control Act, No 45 of 2002.
- Northern Trust International Fund Administration Services (Guernsey) Limited is the Fund Administrator, licensed by the Guernsey Financial Services Commission, with its registered office at PO Box 255, Trafalgar Court, Les Banques, St Peter Port, Guernsey, GY1 3QL.
- Momentum Global Investment Management Limited is the appointed Investment Manager of the fund and is authorised and regulated by the UK Financial Services Authority, with its registered address at The Rex Building, 62 Queen Street, London, EC4R 1EB. Momentum Global Investment Management Limited is an authorised Financial Services Provider pursuant to the Financial Advisory and Intermediary Services Act No. 37 of 2002 in South Africa.
- Flagship Asset Management (Pty) Ltd is an Affiliate member of the Association of Savings and Investments SA (ASISA) and is an authorised Financial Services Provider pursuant to the Financial Advisory and Intermediary Services Act No.37 of 2002 in South Africa.
- Northern Trust (Guernsey) Limited is the Custodian, licensed by the Guernsey Financial Services Commission, with its registered office at PO Box 71, Trafalgar Court, Les Banques, St Peter Port, Guernsey GY1 3DA.
- Momentum Wealth International Limited retains full legal responsibility for the Fund.
- Momentum Wealth International Limited does not provide any guarantee, either with respect to the capital or the return of the Fund.
- This Report may not be circulated or copied where it may constitute an infringement of any local laws or regulations. This Report is for the sole use of the intended recipient and may not be reproduced or circulated without the prior written approval of the Manager.

Fund Risk Profile

- Higher risk investments may be subject to sudden and large falls in value in comparison to other investments. Higher risk investments include, but are not limited to, investments in smaller companies, even in developed markets, investments in emerging markets or single country debt or equity funds and investments in high yield or non-investment grade debt.
- The Fund will contain shares or units in underlying funds that invest internationally. The value of your investment and the income arising from it will therefore be subject to exchange rate fluctuations.
- Foreign securities may have additional material risks, depending on the specific risks affecting that country, such as: potential constraints on liquidity and the repatriation of funds; macroeconomic risks; political risks; foreign exchange risks; tax risks; settlement risks; and potential limitations on the availability of market information.



Flagship Asset Management (Pty) Limited

ICR House • Alphen Park • Main Road • Constantia • 7806 | Private Bag X21 • Constantia • 7848 • South Africa | Telephone +27 (21) 794 3140 • Facsimile +27 (21) 794 3135
Directors: WT Floquet CA (SA) MBA (chairman) | S de V Hudson BA LLB (ceo) | PD Floquet BCom CA (SA) CFA | NRO Brown BCom CA(SA)