

# Flagship IP Worldwide Flexible Fund of Funds

Minimum Disclosure Document - 31 December 2020



Navigate Safely Forward

## FUND MANAGERS

Flagship Global Investment Team

NAV 929.9c

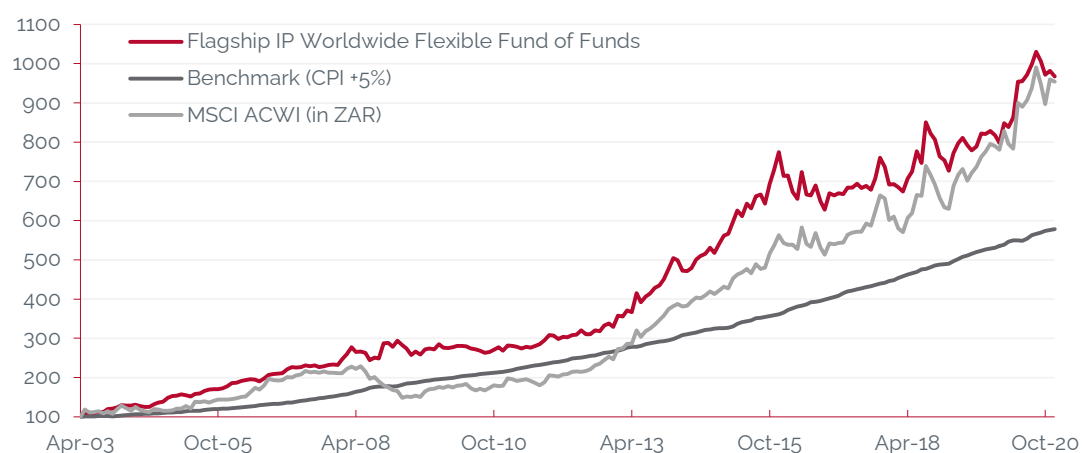
Launch date	03 April 2003
Fund size	R292m
NAV - A Class	929.9c
Benchmark	CPI +5%
Dealing	Daily

No. of participatory interests	31 323 330
Minimum lump sum investment	R 5 000
Base currency	ZAR
Income declaration - Mar '20	0.00cpu
Income declaration - Sep '20	0.00cpu

## FUND OBJECTIVE

The objective of the Flagship IP Worldwide Flexible Fund of Funds is to deliver long term capital growth by investing in a focused portfolio of stringently selected global equity fund managers. Investments, on a see-through basis, will be diversified across geographic regions, in both developed and emerging markets, and diversifies single manager and single style risk associated with investing through one asset manager only. The fund may invest across all asset classes, but, through the cycle, equity exposure will be maintained at around 80%, with the objective to outperform the MSCI World Index (in rands) over the long term (5 years). Our formal benchmark is CPI +5% and the fund is classified in the Worldwide - Multi Asset - Flexible sector.

## PERFORMANCE CHART



## FUND EXPOSURES

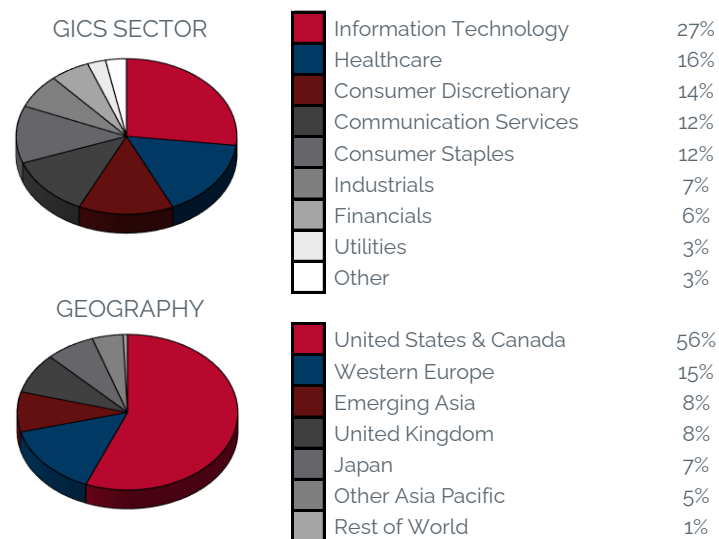
<b>Global Equity Funds</b>	<b>81.3%</b>
Sands Capital Global Growth Fund Benchmark: MSCI World Index   Style: Growth	
Mondrian Global Equity Fund Benchmark: MSCI World Index (Net)   Style: Value	
Lindsell Train Global Equity Fund Benchmark: MSCI World Index (Developed Markets)   Style: Quality	
Fund 4 Benchmark: MSCI World Index   Style: Quality	
Fund 5 Benchmark: MSCI World Index   Style: Growth	
Fund 6 Benchmark: MSCI World Index   Style: Growth	
<b>Exchange Traded Funds</b>	<b>0.0%</b>
<b>TOTAL EQUITY EXPOSURE</b>	<b>81.3%</b>
<b>Strategic Income</b>	<b>0.0%</b>
Domestic	0.0%
Foreign	0.0%
<b>Cash</b>	<b>18.7%</b>
Domestic	3.9%
Foreign	14.8%
<b>Commodities</b>	<b>0.0%</b>
Gold	0.0%
<b>TOTAL PORTFOLIO</b>	<b>100.0%</b>

## PERFORMANCE AND RISK

Performance (net of fees)	Fund	Benchmark	Inflation
Since inception	905.4%	476.1%	140.0%
Since inception (annualised)	13.9%	10.4%	5.1%
10 Years (annualised)	13.7%	10.4%	5.1%
7 Years (annualised)	10.6%	10.1%	4.8%
5 Years (annualised)	4.5%	10.0%	4.6%
3 Years (annualised)	11.9%	9.3%	4.0%
1 Year	21.1%	8.4%	3.2%
Year-to-date	21.1%	8.4%	3.2%

Risk Measures (since inception)	Fund	Benchmark	Inflation
Annualised monthly volatility	13.3	2.9	2.0
Sharpe ratio	0.12	0.37	0.20
Maximum drawdown	-20.2%	-0.8%	-1.8%
Lowest actual annual return	-0.1%	2 April 2010 to 1 April 2011	
Highest actual annual return	+30.1%	2 April 2003 to 1 April 2004	

## EFFECTIVE EQUITY EXPOSURE



## ANNUAL FUND PERFORMANCE

	2009	2010	2011	2012	2013	2014	2015	2016	2017	2018	2019
<b>Fund</b>	1.1%	-2.4%	11.1%	10.4%	44.7%	18.0%	37.8%	-14.2%	4.0%	4.9%	5.9%
<b>CPI +5%</b>	11.6%	8.6%	11.5%	11.0%	10.7%	11.2%	10.1%	12.0%	10.0%	9.8%	8.8%

## FEES

	1 Year	3 Year
<b>Total Expense Ratio (incl. VAT)</b>	2.41%	2.40%
<b>Fund management fee (excl. VAT)</b>	1.50%	1.50%
<b>VAT on fund management fee</b>	0.23%	0.23%
<b>Fund expenses (incl. VAT)</b>	0.68%	0.67%
<b>Transaction Costs (incl. VAT)</b>	0.11%	0.40%
<b>Total Investment Charge (incl. VAT)</b>	<b>2.51%</b>	<b>2.79%</b>

## FUND COMMENTARY - DECEMBER 2020

The Flagship Worldwide Flexible Fund of Funds delivered a return of -1.5% for the month in Rands, underperforming its CPI +5% benchmark which was flat. However, year to date the fund is up 21.1% in Rands versus its benchmark which is up 8.4%. Lindsell Train was our largest contributor (+1.0% in ZAR) while GQG (-4.2%) and Mondrian (-3.2%) were our largest detractors.

As required by legislation, we confirm that the fund has adhered to its policy objective and strategy.

## MARKET COMMENTARY

### International

Markets continued their inexorable rally in December. Not many people would have predicted that the S&P 500 would finish the year up 18.5% in dollars when the world entered its lockdown in March. This result seems even more absurd if one considers that many countries are entering secondary lockdowns, with even stricter restrictions being imposed than during the initial phases.

It is not just the S&P 500 that has had a good year. Almost all asset classes have performed excellently. Emerging markets, which have long lagged developed markets, delivered a return of 16.8%. Gold, a safe-haven asset, which normally exhibits a negative correlation to equity markets, is up 25.1%.

In fact, the only asset classes which didn't perform well were oil (down 21.5% and the UK's FTSE 100 (down 8.9% in dollars). The poor performance of oil can be attributed to the reduction in demand for oil due to the global travel restrictions, while the poor performance of the FTSE 100 can be ascribed to Brexit-related uncertainty. The trade deal announced with the EU on Christmas Eve has eliminated some of this uncertainty so the UK may be the market to watch in 2021.

While we believe markets may have rallied too hard, we consider this is a

rational response given where global interest rates currently are. Much of the moves we have seen can be explained by the acronym "TINA" or "There Is No Alternative". For this reason we remain bearish on bonds. We also believe that it is at moments such as these – when markets as a whole appear overvalued – that active management proves its mettle because managers are able to gain exposure to pockets of the market that offer value whilst avoiding those pockets that don't.

### South Africa

South Africa has staged a miraculous come-back. The Rand's remarkable 23.6% recovery from its April lows illustrates that it's a fool's errand to call the direction of the Rand. The JSE was up 2% in dollars for the year – mainly due to rand-hedge and resource stocks – while "domestic" SA continues to perform poorly. We remain bearish on the longer-term trajectory for South Africa due to the erosion of the country's competitiveness and its weak fundamentals.

COVID and government bungling continue to have an impact on our everyday lives. Whilst we are sure the current slate of lockdown restrictions were implemented with the best intentions, the failure of government to secure a stable supply of vaccines will be a further impediment to South Africa's recovery.

## Risk Considerations and Important Information

- Collective Investment Schemes in Securities (unit trusts) are generally medium to long term investments.
- The value of participatory interests (units) may go down as well as up and past performance is not necessarily a guide to the future. The manager does not provide any guarantee either with respect to the capital or the return of a portfolio.
- Unit trusts are traded at ruling prices and can engage in scrip lending subject to the limits and conditions imposed by the Act.
- The manager may borrow up to 10% of the market value of the collective investment scheme portfolio to ensure liquidity.
- Unit trust prices are calculated on a net asset value basis, which is the total value of all assets in the portfolio including any income accruals and less any permissible deductions (brokerage, Uncertificated Securities Tax, VAT, auditor's fees, bank charges, trustee and custodian fees and the annual management fee) from the portfolio, divided by the number of units in issue.
- A schedule of fees, charges and maximum commissions is available on request. Commission and incentives may be paid, and if so, are included in the overall costs.
- The unit trust portfolios are priced daily at 15h00 (quarter end 17h00), using forward pricing. Dealing cut-off time is 14h30 daily.
- Units will be repurchased by the manager at the ruling price calculated in accordance with the requirements of the Act and the relevant deeds and paid to the investor only. Subject to occurrences beyond the control of Flagship Asset Management (FAM), transaction requests received by FAM before 14h30 will be actioned at that day's price. Monies from the repurchase of units will not be paid to third party bank accounts.
- FAM reserves the right to repurchase unit balances with a market value less than the minimum monthly investment amount and close the investment account. Investors will be notified beforehand should this be contemplated.
- Portfolio performance is calculated on a NAV to NAV basis and does not take any initial fees into account. Figures quoted are from Reuters and Moneymate for a lump sum using NAV-NAV prices with income distributions reinvested. Income is reinvested on the ex-dividend date. Actual investment performance will differ based on the initial fees applicable, the actual investment date and the date of reinvestment of income. Investment performance calculations are available for verification upon request.
- Income distributions for the fund occur bi-annually on 31 March and 30 September.
- Annualised returns are period returns re-scaled to a period of 1 year. This allows investors to compare returns of different assets that they have owned for different lengths of time. Actual annual figures are available to investors upon request.
- SARS requires us to pay over Dividend Withholding Tax (DWT) on your behalf where applicable. We will deduct this tax before we pay any dividends to you or reinvest into your account. Unless we receive information from you indicating otherwise, we will be obliged to withhold the default DWT of 20%.
- The EAC is a standard industry measure which has been introduced to allow you to compare the charges you incur and their impact on the investment returns over specific periods. Please visit <http://www.ipmc.co.za/effectiveannual-cost> to address the EAC illustrator. You can request an EAC calculation from [clientservices@ipmc.co.za](mailto:clientservices@ipmc.co.za) or call us on 021 673-1340
- Fund prices are published daily and available in newspapers countrywide, as well as on our website, [www.flagshipsa.com](http://www.flagshipsa.com). Also available on our website is additional information on the unit trust portfolio, including our Application Form. FAM reserves the right to only process instructions that are submitted on FAM standard transaction forms.
- Flagship Asset Management (Pty) Ltd is an authorised financial services provider (FSP 577). Trustees / custodians for the scheme are Standard Bank of South Africa Ltd – contact [compliance-IP@standardbank.co.za](mailto:compliance-IP@standardbank.co.za). IP Management Company Reg. No. 2007/01760/07 is the authorised manager of the scheme – contact 021 673 1340 or [clientservice@ipmc.co.za](mailto:clientservice@ipmc.co.za). IP Management Company (RF) (Pty) Ltd is a member of the Association for Savings & Investment SA (ASISA).
- The Manager retains full legal responsibility of the Fund, regardless of co-naming arrangements.
- Additional information including the annual report of the Manager and detailed holdings of the portfolio as at the last quarter end are available, free of charge, from [info@flagshipsa.com](mailto:info@flagshipsa.com).
- A statement of changes in the composition of the portfolio during the reporting period is available on request.
- Complaints should be in writing and clearly marked for the attention of the Compliance Officer and should be mailed to Private Bag X21, Constantia, 7848.

## Investment Policy

The Flagship IP Worldwide Flexible Fund of Funds is a Worldwide-Asset Allocation portfolio in the Flexible Portfolio Sector. The primary objective of the portfolio is to offer medium to long-term capital growth. The portfolio will invest in a range of participatory interests in equity, bond, money or property markets, in portfolios of collective investment schemes.

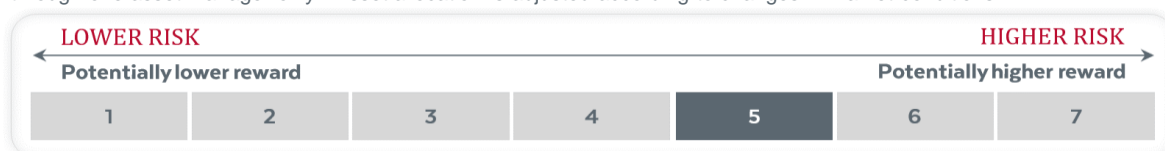
In order to achieve its objective, the investments normally to be included in the Flagship IP Worldwide Flexible Fund of Funds will, apart from assets in liquid form, consist of participatory interests of portfolios of collective investment schemes or other similar schemes, in equity, bond, money or property markets, registered in the Republic of South Africa, or of portfolios of collective investment schemes or other similar schemes operated in territories with a regulatory environment which is to the satisfaction of the Manager and the Trustee, and comply with the requirements of the Act and any regulations thereto.

## TER and Transaction Costs

From 1 October 2017 to 30 September 2020 2.40% of the value of the fund was incurred as expenses relating to the administration of the fund. 0.39% of the value of the fund was incurred as costs relating to the buying and selling of the assets underlying the fund. Therefore, 2.79% of the value of the fund was incurred as costs relating to the investment of the fund. A higher TER does not necessarily imply a poor return, nor does a low TER imply a good return. The current TER may not necessarily be an accurate indication of future TER's. Transaction Costs are a necessary cost in administering the fund and impacts fund returns. It should not be considered in isolation as returns may be impacted by many other factors over time including market returns, the type of fund, the investment decisions of the investment manager and the TER.

## Fund Risk Profile

- The investment philosophy is medium to long term in nature but with a conservative bias. The use of several managers diversifies the single-manager and single-style risk associated with investing through one asset manager only. Asset allocation is adjusted according to changes in market conditions..



- Shares are potentially volatile investments and there is a risk of capital loss over the short term.
- Foreign securities may have additional material risks, depending on the specific risks affecting that country, such as: potential constraints on liquidity and the repatriation of funds; macroeconomic risks; political risks; foreign exchange risks; tax risks; settlement risks; and potential limitations on the availability of market information.
- Fluctuations or movements in exchange rates may cause the value of underlying international investments to go up or down.

### Flagship Asset Management (Pty) Limited

ICR House • Alphen Park • Main Road • Constantia • 7806 | Private Bag X21 • Constantia • 7848 • South Africa | Telephone +27 (21) 794 3140 • Facsimile +27 (21) 794 3135

Directors: WT Floquet CA (SA) MBA (chairman) | S de V Hudson BA LLB (ceo) | PD Floquet BCom CA (SA) CFA | NRO Brown BCom CA(SA)

[www.flagshipsa.com](http://www.flagshipsa.com) | [info@flagshipsa.com](mailto:info@flagshipsa.com)

