

Flagship International Flexible Fund IC Limited

Minimum Disclosure Document - 31 December 2020



Navigate Safely Forward

FUND MANAGERS

Kyle Wales | Pieter Hundersmarck

NAV price per share (class 'A') | US\$ 145.3

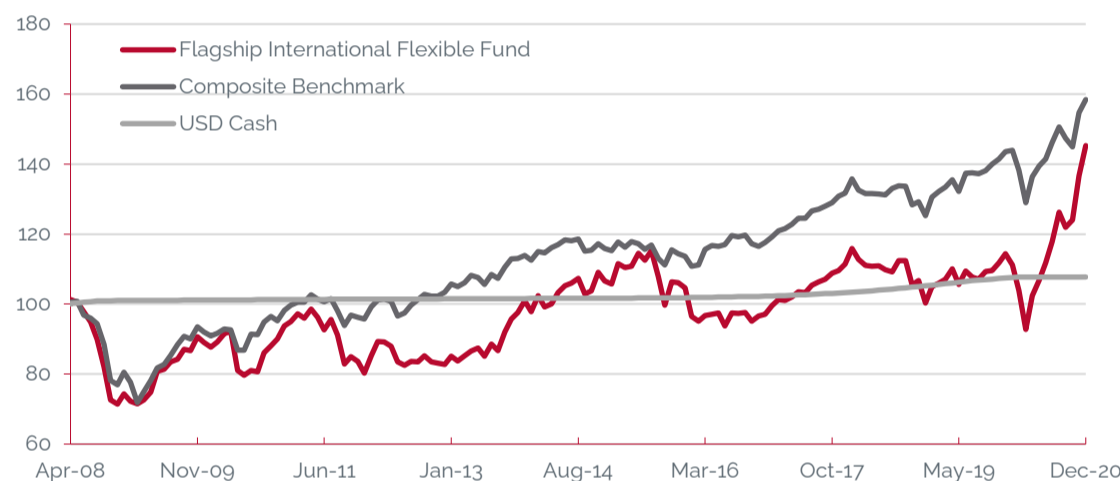
Fund size	\$33.4m
Fund type	Mixed asset fund
Launch date	02 April 2008
Cell Manager	Flagship Asset Management (Pty) Ltd
Investment Manager	IPFM Guernsey ICC Limited
Administrator	JTC Fund Solutions (Guernsey) Limited
Custodian	Butterfield Bank (Guernsey) Limited
Dealing	Daily
Valuation point	12.00pm (Guernsey time) on the relevant Dealing Day
Dividend policy	Distribute all income annually

Minimum initial investment	\$10,000
Benchmark	50% MSCI World Equity Index 30% JP Morgan Global Bond Index 20% US\$ Overnight Call Rate
Domicile	Guernsey
Subscriptions cut-off time	The application form to subscribe must be completed and received, with cleared funds, by the Administrator by no later than 12.00 noon (Guernsey time) on the relevant Dealing Day.
Redemptions cut-off time	Written notice to redeem must be received by the Administrator by no later than 12.00 noon (Guernsey time) one Business Day before the relevant Dealing Day.

INVESTMENT OBJECTIVE

The Fund is a multi-asset, globally diversified portfolio investing in equities, bonds, property, and money market instruments without restriction. It does not impose target bands across any of these classes and may deviate materially from its benchmark (50% equities, 30% bonds, and 20% money market). We seek to achieve our investment objective of long-term capital growth with an acceptable level of risk through an actively-managed portfolio of assets, spread over a broad range of asset classes, currencies, and geographies in varying proportions over time. The fund should be viewed as a medium to long term investment.

PERFORMANCE CHART



FUND EXPOSURES

Equity	84.3%
Zalando SE	5.8%
Netease Inc	5.1%
Microsoft Corp	4.3%
Taiwan Semiconductor	4.1%
Alibaba	4.1%
PagSeguro Digital Ltd	3.9%
Tencent Holdings	3.7%
Global Payments	3.6%
HDFC Bank Ltd	3.5%
Capri Holdings	3.4%
Hedged S&P Position	0.0%
Other equity holdings	42.9%
Property	0.6%
Unibail-Rodamco-Westfield	0.6%
Bonds	0.0%
Inflation Linked Bonds	0.0%
Cash and Strategic Income	9.5%
USD cash holdings	1.3%
Diversified cash holdings	8.2%
Commodities	5.6%
Gold	5.6%
TOTAL	100.0%

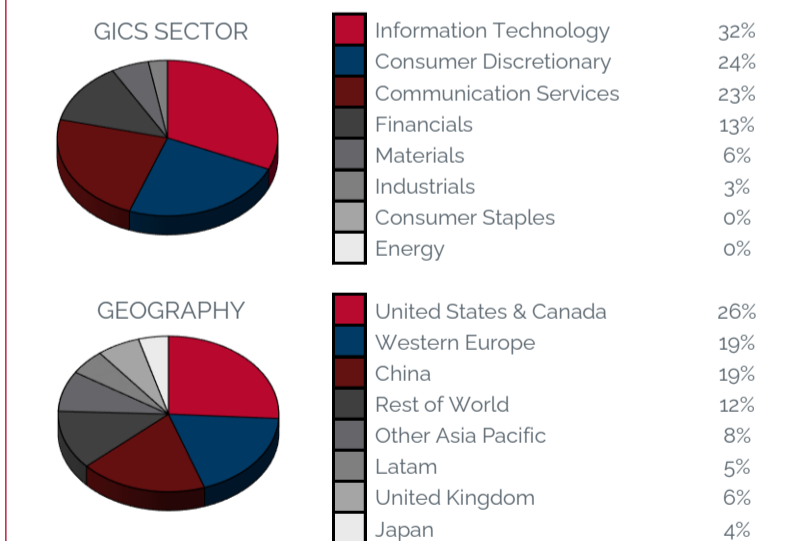
Source: JTC Fund Solutions (Guernsey) Limited

PERFORMANCE

Annualised Performance (for periods > 1 year)	Fund	Benchmark	USD Cash
Since inception	3.0%	3.7%	0.6%
10 Years	9.2%	10.1%	1.2%
7 Years	7.6%	6.8%	1.2%
5 Years	6.8%	6.9%	1.1%
3 Years	9.3%	6.3%	1.4%
2 Years	20.3%	12.5%	1.2%
1 Year	27.1%	10.3%	0.3%
Year-to-date	27.1%	10.3%	0.3%
Lowest actual annual return	-27.4%	2 April 2008 to 31 March 2009	
Highest actual annual return	26.2%	1 April 2009 to 31 March 2010	

Source: JTC Fund Solutions (Guernsey) Limited. All returns have been calculated net of fees (the fees charged within the Fund and by the managers of the underlying funds are not guaranteed and may change in the future.). Past performance is not a guide to future returns.

EFFECTIVE EQUITY EXPOSURE



Source: JTC Fund Solutions (Guernsey) Limited

ANNUAL FUND PERFORMANCE

	2009	2010	2011	2012	2013	2014	2015	2016	2017	2018	2019
Fund	19.7%	5.3%	-14.3%	3.1%	21.9%	5.7%	-1.9%	-7.2%	14.7%	-9.9%	13.9%
Benchmark	14.2%	6.7%	-2.4%	7.9%	10.2%	1.7%	-1.9%	3.4%	12.1%	-4.9%	14.6%
USD Cash	0.1%	0.2%	0.1%	0.1%	0.1%	0.1%	0.1%	0.4%	1.0%	1.9%	2.1%

FEES - CLASS A

Total Expense Ratio	1.90%
Custody Fee	0.05%
Cell Manager Fee	1.50%
Management and Administration fee	0.30%
Other fund expenses	0.05%

FUND MANAGER COMMENTARY - DECEMBER 2020

The Flagship International Flexible Fund returned +6.4% for the month in US dollars, comfortably exceeding its benchmark which delivered a return of +2.4%. The fund's +27.1% 1 year return is very pleasing and significantly above the composite benchmark's 2020 performance of +10.3%.

Of our larger holdings, Pagseguro and Zalando, performed well. We also saw a further rebound in Capri (owner of Michael Kors). Lastly, two of our smaller holdings, Avivasa and Endava, were large contributors. Alibaba continued its poor run of performance with further anti-trust concerns emerging.

INVESTMENT COMMENTARY

Markets continued their inexorable rally in December. Not many people would have predicted that the S&P 500 would finish the year up 18.5% in dollars when the world entered its lockdown in March. This result seems even more absurd if one considers that many countries are entering secondary lockdowns, with even stricter restrictions being imposed than during the initial phases.

It is not just the S&P 500 that has had a good year. Almost all asset classes have performed excellently. Emerging markets, which have long lagged developed markets, delivered a return of 16.8%. Gold, a safe-haven asset, which normally exhibits a negative correlation to equity markets, is up 25.1%.

In fact, the only asset classes which didn't perform well were oil (down 21.5% and the UK's FTSE 100 (down 8.9% in dollars). The poor

performance of oil can be attributed to the reduction in demand for oil due to the global travel restrictions, while the poor performance of the FTSE 100 can be ascribed to Brexit-related uncertainty. The trade deal announced with the EU on Christmas Eve has eliminated some of this uncertainty so the UK may be the market to watch in 2021.

While we believe markets may have rallied too hard, we consider this is a rational response given where global interest rates currently are. Much of the moves we have seen can be explained by the acronym "TINA" or "There Is No Alternative". For this reason we remain bearish on bonds. We also believe that it is at moments such as these – when markets as a whole appear overvalued – that active management proves its mettle because managers are able to gain exposure to pockets of the market that offer value whilst avoiding those pockets that don't.

Data Source: Thomson Reuters Refinitiv, Bloomberg

Fees Applicable

Investment management fee:

0.30%

Custody fees

0.05%

Cell manager fees:

Class A Shares: 1.50%

Class B Shares: 0.00%

Class C Shares: 0.65%

Performance Fees

Class A: No performance fee is applicable

Class B: No performance fee is applicable

Class C: No performance fee is applicable

TER

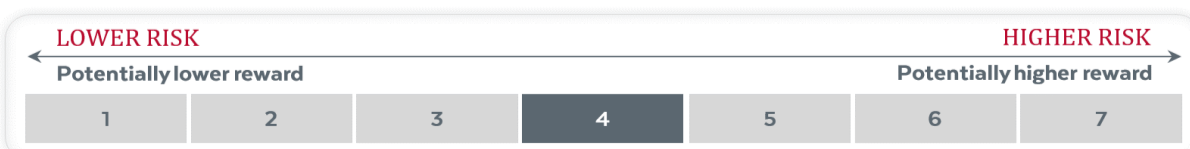
The Flagship International Flexible Fund Class A USD has a Total Expense Ratio (TER) of 1.95%. Financial year-end TER 2.00%. The Total Expense Ratios (TERs) are the percentages of the net asset value of the class of the Financial Product incurred as expenses relating to the administration of the Financial Product. A higher TER does not necessarily imply a poor return, nor does a low TER imply a good return. A current TER may not necessarily be an accurate indication of future TERs. The TER to 31 August 2020 is based on data for the period from 28 June 2019 to 30 November 2020 and the financial year-end TER is based on data for the financial year-end to 30 June 2020. Cost ratios are calculated using historical actual and/or estimated data and are provided solely as an indication/guide as to the annual expenses/costs that could be incurred. These ratios do not represent any current/actual charges or fees.

Risk Considerations and Important Information

- Collective investments are generally medium to long term investments. The value of units may go down as well as up, and past performance is not necessarily a guide to the future. Investment in the Fund entails risks which are detailed in The Supplement.
- Fund share prices per class are calculated on a net asset value basis, which is the total value of all assets in the portfolio attributable to a share class including any income accruals and less any permissible deductions (such as brokerage, taxation, auditor's fees, bank charges, director and custodian fees and the annual management fee) from the portfolio, divided by the number of Fund shares of the class in issue.
- Portfolio performance is calculated on a NAV to NAV basis. Dividends will be paid in accordance with the Scheme and Cell Particulars.
- Collective investments are traded at ruling prices. Commission and incentives may be paid. All performance is calculated Total Return, Net of all fees and commissions and in US dollar terms. Forward pricing is used. Up to date Fund prices per share are available on www.bloomberg.com or upon request from the Manager or Administrator.
- Annualised returns are period returns re-scaled to a period of 1 year. This allows investors to compare returns of different assets that they have owned for different lengths of time. Actual annual figures are available to investors upon request. Investment performance calculations are available for verification upon request. The performance is calculated for the Fund. The individual investor performance may differ, as a result of various factors, including the actual investment date.
- The Fund may invest in other collective investments, which levy their own charges. This could result in a higher fee structure for the Fund.
- Fluctuations in the value of the underlying assets and the income from them and changes in interest rates mean that the value of the Fund and any income arising from it may fall, as well as rise, and is not guaranteed.
- Deductions of charges and expenses mean that you may not get back the amount you invested.
- The fees charged within the Fund and by the managers of the underlying funds are not guaranteed and may change in the future.
- Notwithstanding ongoing monitoring of the underlying assets within the Fund, there can be no assurance that the performance of the Fund will achieve its stated objectives.
- The Fund may contain shares or units in underlying funds that do not permit dealing every day. Investments in such funds will only be realizable on their dealing days. It is not possible to assess the proper market price of these investments other than on the fund's dealing days.
- No borrowing will be undertaken by the Fund save for the purpose of short term liquidity requirements. Borrowings will not exceed 10% of the NAV of the Fund. For such purpose the securities of the Fund may be pledged. No scrip borrowing will be allowed.
- The Manager has the right to close the Fund to new investors, in order to manage it more efficiently, in accordance with its mandate.
- Investment in the Fund may not be suitable for all investors. Investors should obtain advice from their financial adviser before proceeding with an investment.
- Investors are reminded that any forecasts and/or commentary included in this MDD are not guaranteed to occur, and merely reflect the interpretation of the public information and propriety research available to the Investment Manager at a particular point in time.
- This Report should be read in conjunction with the Scheme Particulars of IPFM Guernsey ICC Limited and the Fund Supplement, in which all fees and fund facts are disclosed.
- Copies of these Scheme Particulars, including the Fund Supplement, and the annual accounts of the Scheme, which provide additional information, are available, free of charge, upon request from IPFM Guernsey ICC Limited, Ground Floor, Dorey Court, Admiral Park, St Peter Port, Guernsey, GY1 2HT.
- This Report should not be construed as an investment advertisement, or investment advice or guidance or a proposal or recommendation in any form whatsoever, whether relating to the Fund or its underlying investments. It is for information purposes only and has been prepared and is made available for the benefit of the investors in the Fund.
- Whilst all care has been taken by the Cell Manager in the preparation of the information contained in this Report, neither the Investment Manager nor Cell Manager make any representations or give any warranties as to the correctness, accuracy or completeness of the information, nor does either the Investment Manager or Cell Manager assume liability or responsibility for any losses arising from errors or omissions in the information.
- IPFM Guernsey ICC Limited is an incorporated cell company governed by the provisions of the Companies (Guernsey) Law 2008 as amended. It is authorised as an open-ended Collective Investment Scheme of Class B by the Guernsey Financial Services Commission under the Protection of Investors (Bailiwick of Guernsey) Law, 1987, as amended. In giving this authorisation the Guernsey Financial Services Commission do not vouch for the financial soundness of IPFM Guernsey ICC Limited or for the correctness of any of the statements made or opinions expressed with regard to it.
- Flagship International Flexible Fund IC Limited is an incorporated cell (registered number 48255) of IPFM Guernsey ICC Limited, with registered number 66840.
- JTC Fund Solutions (Guernsey) Limited is the Fund Administrator, licensed by the Guernsey Financial Services Commission, with its registered office at Ground Floor, Dorey Court, Admiral Park, St Peter Port, Guernsey, GY1 2HT.
- IPFM Guernsey ICC Limited is the appointed Investment Manager of the fund and is authorised and regulated by the Guernsey Financial Services Commission, with its registered address at Ground Floor, Dorey Court, Admiral Park, St Peter Port, Guernsey, GY1 2HT.
- Flagship Asset Management (Pty) Ltd is an Affiliate member of the Association of Savings and Investments SA (ASISA) and is an authorised Financial Services Provider pursuant to the Financial Advisory and Intermediary Services Act No.37 of 2002 in South Africa.
- Butterfield Bank (Guernsey) Limited is the Custodian, licensed by the Guernsey Financial Services Commission, with its registered office at PO Box 25, Regency Court, Gategny Esplanade, St Peter Port, Guernsey GY1 3AP.
- IPFM Guernsey ICC Limited does not provide any guarantee, either with respect to the capital or the return of the Fund.
- This Report may not be circulated or copied where it may constitute an infringement of any local laws or regulations. This Report is for the sole use of the intended recipient and may not be reproduced or circulated without the prior written approval of the Manager.

Fund Risk Profile

- Higher risk investments may be subject to sudden and large falls in value in comparison to other investments. Higher risk investments include, but are not limited to, investments in smaller companies, even in developed markets, investments in emerging markets or single country debt or equity funds and investments in high yield or non-investment grade debt.
- The Fund will contain shares or units in underlying funds that invest internationally. The value of your investment and the income arising from it will therefore be subject to exchange rate fluctuations.
- Foreign securities may have additional material risks, depending on the specific risks affecting that country, such as: potential constraints on liquidity and the repatriation of funds; macroeconomic risks; political risks; foreign exchange risks; tax risks; settlement risks; and potential limitations on the availability of market information.



Flagship Asset Management (Pty) Limited

ICR House • Alphen Park • Main Road • Constantia • 7806 | Private Bag X21 • Constantia • 7848 • South Africa | Telephone +27 (21) 794 3140 • Facsimile +27 (21) 794 3135

Directors: WT Floquet CA (SA) MBA (chairman) | S de V Hudson BA LLB (ceo) | PD Floquet BCom CA (SA) CFA | NRO Brown BCom CA (SA)