

Flagship IP Worldwide Flexible Fund

Minimum Disclosure Document - 31 July 2020



Navigate Safely Forward

FUND MANAGERS

Pieter Hundersmarck | Kyle Wales

NAV 675.0c

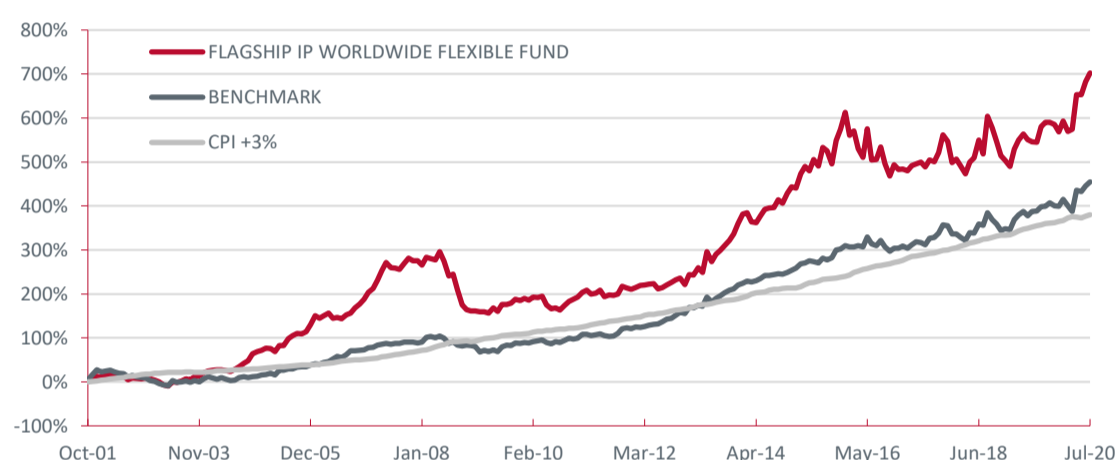
Launch date	05 October 2001	
Fund size	R444m	
NAV - A Class	675.0c	
Benchmark	60% Equity	[30% JSE Allshare, 30% MSCI World - in rands]
	20% Bonds	[10% ALBI, 10% JPMorgan Global Bond Index - in rands]
	20% Cash	[10% Domestic cash, 10% US Overnight call - in rands]

No. of participatory interests	65 757 015
Minimum investment	R 5 000
Base currency	ZAR
Income declaration - Mar '20	0.00cpu
Income declaration - Sep '19	0.00cpu
Dealing	Daily

FUND OBJECTIVE

To provide long term capital growth from an actively managed portfolio comprising equities, bonds, listed property and cash – both local and foreign. To achieve long term capital growth, the fund will have a bias towards equity (which typically offers the best returns over the long run), but no guidelines have been set for maximum and minimum exposures to any one asset class. Our benchmark is 60% equities, 20% bonds and 20% cash with each category split equally between local and international assets. The fund is classified with ASISA as a Worldwide - Multi Asset - Flexible fund.

PERFORMANCE CHART



FUND EXPOSURES

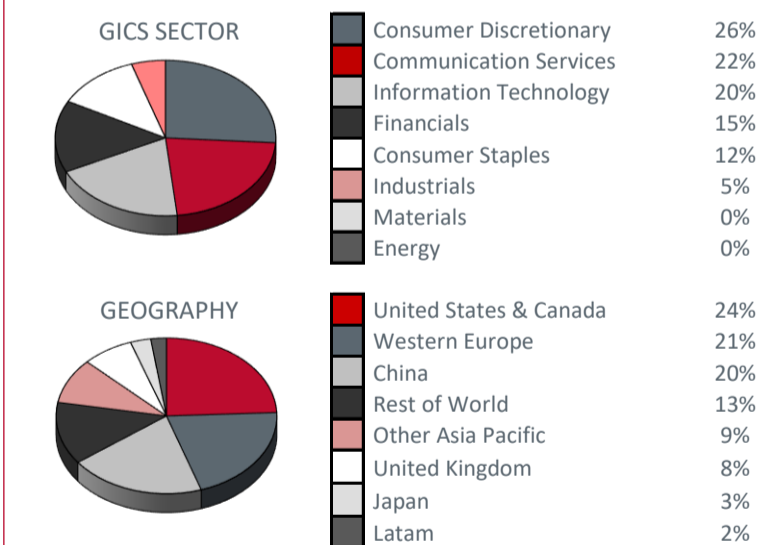
Equity	73.2%
Alibaba	6.0%
Netease	5.7%
Microsoft	5.5%
Heineken Holding	4.9%
Zalando	4.9%
Booking Holdings Inc	3.9%
Facebook	3.5%
Alphabet (Google)	3.3%
Amazon	3.2%
HDFC Bank	3.1%
Other equity holdings	29.3%
Property	1.8%
Hyprop	0.8%
Hammerson	0.5%
Unibail-Rodamco-Westfield	0.5%
Bonds	0.0%
Offshore	0.0%
Domestic	0.0%
Cash and Strategic Income	16.0%
USD	3.7%
ZAR	7.3%
Other	4.9%
Commodities	9.0%
Gold	9.0%
TOTAL	100.0%

PERFORMANCE AND RISK

Performance (net of fees)	Fund	Benchmark	Inflation
Since inception	716.4%	454.7%	172.3%
Since inception (annualised)	11.8%	9.5%	5.5%
10 Years (annualised)	11.6%	11.2%	4.9%
7 Years (annualised)	10.9%	9.7%	4.7%
5 Years (annualised)	4.8%	7.8%	4.3%
3 Years (annualised)	9.9%	9.1%	3.6%
1 Year	24.5%	13.5%	1.9%
Year-to-date	20.0%	11.1%	1.0%

Risk Measures (since inception)	Fund	Sector
Annualised monthly volatility	14.02	9.64
Sharpe ratio	0.10	0.14
Maximum drawdown	-37.3%	-20.9%
Lowest actual annual return	-16.8%	5 October 2007 to 4 October 2008
Highest actual annual return	+46.5%	5 October 2004 to 4 October 2005

EFFECTIVE EQUITY EXPOSURE



ANNUAL FUND PERFORMANCE

	2010	2011	2012	2013	2014	2015	2016	2017	2018	2019
Fund	1.7%	6.1%	3.5%	43.3%	18.1%	31.2%	-18.2%	2.8%	0.8%	10.8%
Benchmark	0.9%	10.8%	15.8%	25.2%	10.5%	15.8%	-1.5%	8.2%	2.7%	11.3%
Sector	0.3%	9.1%	17.1%	32.5%	10.3%	12.6%	-3.9%	7.8%	-1.5%	13.2%

FEES

	1 Year	3 Year
Total Expense Ratio (incl. VAT)	2.17%	2.21%
Fund management fee (excl. VAT)	1.75%	1.75%
VAT on fund management fee	0.26%	0.26%
Fund expenses (incl. VAT)	0.16%	0.20%
Transaction Costs (incl. VAT)	0.72%	0.65%
Total Investment Charge (incl. VAT)	2.89%	2.86%

FUND COMMENTARY - JULY 2020

The fund's July return of 2.5% outperformed its composite benchmark by 80bps, and increased its year-to-date return to +20.0%.

The largest contributors to performance were Alibaba, gold and Amazon. The largest detractors were British American Tobacco, Avivasa and CAE.

As required by legislation, we confirm that the fund has adhered to its policy objective and strategy.

MARKET COMMENTARY

International

Global geopolitical tensions continue to rise. Following the imposition of the security law in Hong Kong, both the UK and Australia have offered a pathway to citizenship for Hong Kong residents. The US has now turned its sights on banning Chinese-owned social media app, TikTok. Despite US-China vitriol, China's economy continues to outperform those of the rest of the world and it is the only major economy expected to grow in 2020.

In Europe, a deal on the €750bn recovery fund was reached after concessions were made to the "Frugal Four" - Austria, Denmark, Netherlands and Sweden.

At Flagship, we continue to see a two-track economy. The mega cap tech stocks continue to report blockbuster results, which is in stark juxtaposition to the US economy overall, which shrank by 9.5% on a quarter-on-quarter basis in the second quarter (or 34.1% annualized). Apple, Amazon, Facebook and Google all reported results ahead of expectations with the 25% increase in iPhone sales reported by Apple and the 40% y-o-y increase in revenues reported by Amazon being the stand-outs. Regulatory concerns continue to be the largest risk for

these businesses, which is evident from the fact that all their CEOs were called to testify before Congress on anti-competitive concerns.

Last, but not least, gold is in sight of the \$2,000 per ounce mark as the dollar weakens on fears that large US budget deficits and endless money printing are debasing the currency.

South Africa

South Africa's hard lockdown continues. The ban on alcohol has been reinstated and the ban on tobacco continues – even though the cost to the fiscus has been billions of Rands in foregone taxes. It is also causing an enormous amount of damage to the wine (and associated) industries, which are large employers in the country. Despite Cyril Ramaphosa having committed to fighting corruption, new allegations in the awarding of Covid PPE tenders have emerged. The husband of his spokesperson has also been implicated. Of significant concern, this brings into question how amounts raised from multi-lateral development banks will be spent.

Risk Considerations and Important Information

- Collective Investment Schemes in Securities (unit trusts) are generally medium to long term investments.
- The value of participatory interests (units) may go down as well as up and past performance is not necessarily a guide to the future. The manager does not provide any guarantee either with respect to the capital or the return of a portfolio.
- Unit trusts are traded at ruling prices and can engage in scrip lending subject to the limits and conditions imposed by the Act.
- The manager may borrow up to 10% of the market value of the collective investment scheme portfolio to ensure liquidity.
- Unit trust prices are calculated on a net asset value basis, which is the total value of all assets in the portfolio including any income accruals and less any permissible deductions (brokerage, Uncertificated Securities Tax, VAT, auditor's fees, bank charges, trustee and custodian fees and the annual management fee) from the portfolio, divided by the number of units in issue.
- A schedule of fees, charges and maximum commissions is available on request. Commission and incentives may be paid, and if so, are included in the overall costs.
- The unit trust portfolios are priced daily at 15h00 (quarter end 17h00), using forward pricing. Dealing cut-off time is 14h30 daily.
- Units will be repurchased by the manager at the ruling price calculated in accordance with the requirements of the Act and the relevant deeds and paid to the investor only. Subject to occurrences beyond the control of Flagship Asset Management (FAM), transaction requests received by FAM before 14h30 will be actioned at that day's price. Monies from the repurchase of units will not be paid to third party bank accounts.
- FAM reserves the right to repurchase unit balances with a market value less than the minimum monthly investment amount and close the investment account. Investors will be notified beforehand should this be contemplated.
- Portfolio performance is calculated on a NAV to NAV basis and does not take any initial fees into account. Figures quoted are from Reuters and Moneymate for a lump sum using NAV-NAV prices with income distributions reinvested. Income is reinvested on the ex-dividend date. Actual investment performance will differ based on the initial fees applicable, the actual investment date and the date of reinvestment of income. Investment performance calculations are available for verification upon request.
- Income distributions for the fund occur bi-annually on 31 March and 30 September.
- Annualised returns are period returns re-scaled to a period of 1 year. This allows investors to compare returns of different assets that they have owned for different lengths of time. Actual annual figures are available to investors upon request.
- SARS requires us to pay over Dividend Withholding Tax (DWT) on your behalf where applicable. We will deduct this tax before we pay any dividends to you or reinvest into your account. Unless we receive information from you indicating otherwise, we will be obliged to withhold the default DWT of 20%.
- The EAC is a standard industry measure which has been introduced to allow you to compare the charges you incur and their impact on the investment returns over specific periods. Please visit <http://www.ipmc.co.za/effectiveannual-cost> to address the EAC illustrator. You can request an EAC calculation from clientservices@ipmc.co.za or call us on 021 673-1340
- Fund prices are published daily and available in newspapers countrywide, as well as on our website, www.flagshipsa.com. Also available on our website is additional information on the unit trust portfolio, including our Application Form. FAM reserves the right to only process instructions that are submitted on FAM standard transaction forms.
- Flagship Asset Management (Pty) Ltd is an authorised financial services provider (FSP 577). Trustees / custodians for the scheme are Standard Bank of South Africa Ltd – contact compliance-IP@standardbank.co.za. IP Management Company Reg. No. 2007/01760/07 is the authorised manager of the scheme – contact 021 673 1340 or clientservice@ipmc.co.za. IP Management Company (RF) (Pty) Ltd is a member of the Association for Savings & Investment SA (ASISA).
- The Manager retains full legal responsibility of the Fund, regardless of co-naming arrangements.
- Additional information including the annual report of the Manager and detailed holdings of the portfolio as at the last quarter end are available, free of charge, from info@flagshipsa.com.
- A statement of changes in the composition of the portfolio during the reporting period is available on request.
- Complaints should be in writing and clearly marked for the attention of the Compliance Officer and should be mailed to Private Bag X21, Constantia, 7848.

Investment Policy

The Flagship IP Worldwide Flexible Fund is a Worldwide-Asset Allocation portfolio in the Flexible Portfolio Sector which invests at least 15% of its assets in South African investment markets and no more than 85% of its assets in approved foreign investment markets, at all times, with specific focus on asset allocation. The primary objective of the Flagship IP Worldwide Flexible Fund is to offer medium to long-term capital growth. The portfolio will invest in a flexible combination of investments in equity, bond, money or property markets to maximise total returns over the long term. The portfolio will be actively managed with exposure to various asset classes being varied to reflect changing economic and market circumstances, in order to maximise returns for investors.

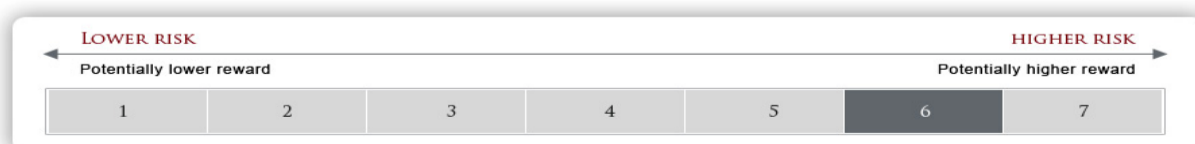
In order to achieve its objective, the investments normally included in the Flagship IP Worldwide Flexible Fund will comprise a combination of local and foreign securities, exchange securities, stock including loan stock, financially sound listed property investments and participatory interests in portfolios of collective investment schemes in property shares, assets in liquid form and any other securities which are considered consistent with the portfolio's primary objective and the Act or the Registrar may from time to time allow, all to be acquired at fair market value. To the extent permitted by legislation, the fund may use exchange traded funds and financial instruments to implement specific investment views.

TER and Transaction Costs

From 1 April 2017 to 31 March 2020 2.21% of the value of the fund was incurred as expenses relating to the administration of the fund. 0.65% of the value of the fund was incurred as costs relating to the buying and selling of the assets underlying the fund. Therefore, 2.86% of the value of the fund was incurred as costs relating to the investment of the fund. A higher TER does not necessarily imply a poor return, nor does a low TER imply a good return. The current TER may not necessarily be an accurate indication of future TER's. Transaction Costs are a necessary cost in administering the fund and impacts fund returns. It should not be considered in isolation as returns may be impacted by many other factors over time including market returns, the type of fund, the investment decisions of the investment manager and the TER.

Fund Risk Profile

- The fund managers seek to reduce risk by investing in a range of assets diversified across sectors and geographies, with the flexibility to vary exposures as market circumstances dictate.



- Shares are potentially volatile investments and there is a risk of capital loss over the short term.
- Foreign securities may have additional material risks, depending on the specific risks affecting that country, such as: potential constraints on liquidity and the repatriation of funds; macroeconomic risks; political risks; foreign exchange risks; tax risks; settlement risks; and potential limitations on the availability of market information.
- Fluctuations or movements in exchange rates may cause the value of underlying international investments to go up or down.

Flagship Asset Management (Pty) Limited

ICR House • Alphen Park • Main Road • Constantia • 7806 | Private Bag X21 • Constantia • 7848 • South Africa | Telephone +27 (21) 794 3140 • Facsimile +27 (21) 794 3135

Directors: WT Floquet CA (SA) MBA (chairman) | S de V Hudson BA LLB (ceo) | PD Floquet BCom CA (SA) CFA | NRO Brown BCom CA(SA)

www.flagshipsa.com | info@flagshipsa.com

