

# Flagship IP Global Icon Feeder Fund

Minimum Disclosure Document - 31 July 2021



Navigate Safely Forward

## FUND MANAGERS

Pieter Hundersmarck | Kyle Wales

NAV 1,112.7c

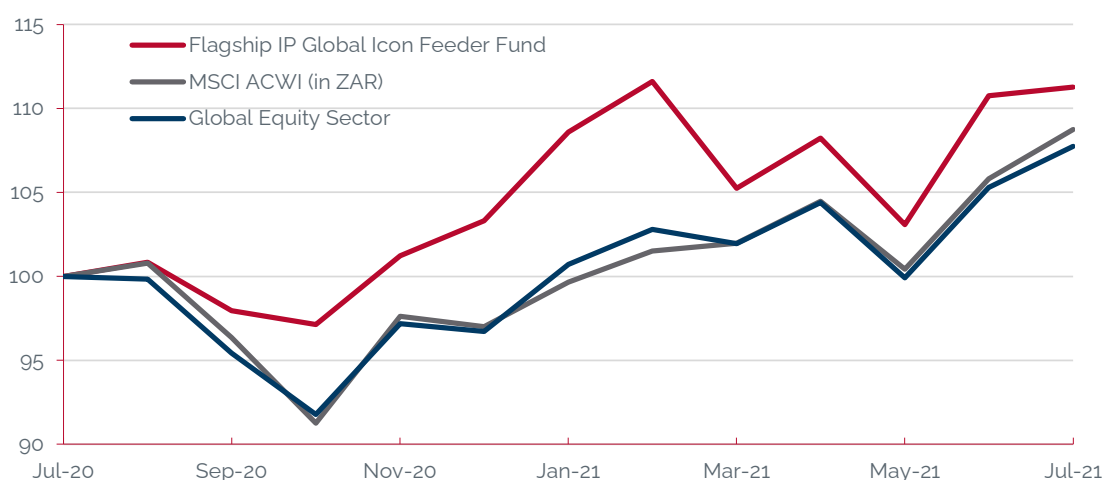
Launch date	06 August 2020
Fund type	Global equity feeder fund
Fund size	R33.4m
NAV - A Class	1 112.7c
Benchmark	MSCI All Country World Index (MSCI ACWI), in rands (net total return USD index, converted into ZAR)

No. of participatory interests	3 003 792
Minimum lump sum investment	R 5 000
Base currency	ZAR
Income declaration - Mar '21	N/A
Income declaration - Sep '20	0.00c
Dealing	Daily

## FUND OBJECTIVE

The Fund invests directly into the Flagship Global Icon Fund IC Limited, registered in Guernsey. That fund seeks to provide long-term capital appreciation by investing in high-quality companies that the Fund Manager believes will generate superior returns over the long-term. Such companies typically have a franchise in the form of a hard-to-replicate intangible asset (such as a brand, culture or intellectual property) that leads to an enduring competitive advantage and a dominant market position.

## PERFORMANCE CHART



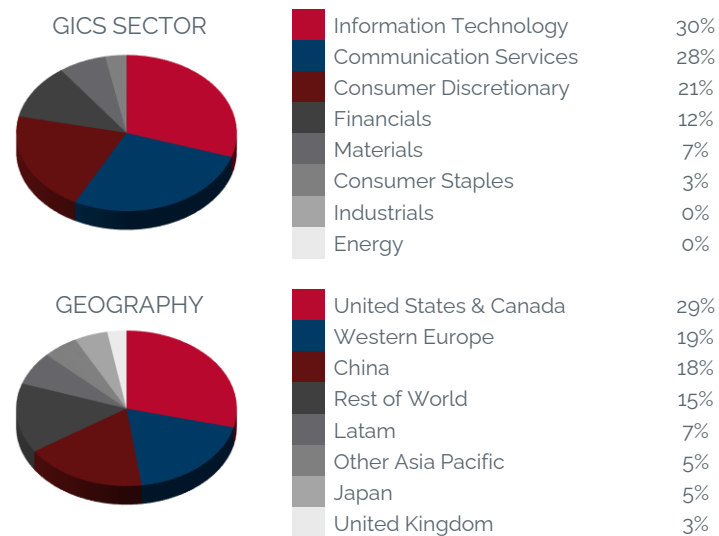
## FUND EXPOSURES

<b>Equity</b>	<b>98.8%</b>
Zalando SE	6.6%
TCS Group Holdings	6.5%
PagSeguro Digital Ltd	6.1%
Netease Inc	6.0%
Facebook	5.4%
Microsoft Corp	5.4%
Alibaba	5.1%
Take-Two Interactive Software	4.7%
Capri Holdings	4.7%
Endava Plc	4.2%
Other equity holdings	44.0%
<b>Commodities</b>	<b>0.0%</b>
Gold	0.0%
<b>Cash</b>	<b>1.2%</b>
USD	0.4%
ZAR	0.2%
Other	0.6%
<b>TOTAL</b>	<b>100.0%</b>

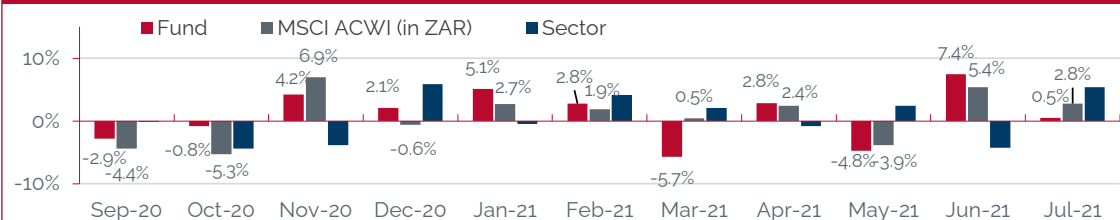
## PERFORMANCE AND RISK

Annualised Performance (for periods > 1 year)	Fund	Benchmark	Sector
Since inception	11.3%	8.7%	7.7%
10 Years			
7 Years			
5 Years			
3 Years			
1 Year			
6 Months	2.5%	9.1%	7.0%
Year-to-date	7.7%	12.1%	11.4%

## EFFECTIVE EQUITY EXPOSURE



## MONTHLY RETURNS



## FEES

<b>Total Expense Ratio (incl. VAT)</b>	<b>1.90%</b>
Fund management fee (excl. VAT)	0.35%
VAT on fund management fee	0.05%
Fund expenses (incl. VAT)	1.50%
Transaction Costs (incl. VAT)	0.00%
<b>Total Investment Charge (incl. VAT)</b>	<b>1.90%</b>

Note that as the fund has been operational for less than 1 year, the TER provided is an estimate.

## FUND COMMENTARY - JULY 2021

Your fund returned +0.5% in ZAR for the month versus the MSCI ACWI which delivered a return of +2.8%. This brings its since inception return (just short of a year) to +11.3% versus +8.7% for the benchmark. The largest contributors were Endava, Microsoft and Antofagasta. The largest detractors were Alibaba, Tencent and Netease.

As required by legislation, we confirm that the Fund has adhered to its policy objective and strategy.

## MARKET COMMENTARY

### International

The Fed has made it clear that inflation will be allowed to rise in excess of its target before interest rate hikes will be considered. Additionally, the FOMC have committed to slowing their monthly bond purchases, a key support for US government bond yields. We consider both of these negative for US bond prices – and by extension global bond prices. However, with the US debt ceiling reimposed and a slowing of Treasury issuance, US bond yields will likely remain well bid.

China issued the death penalty for its tutoring segment in response to growing concerns about longstanding social pressures such as mounting education expenses for parents and falling birth rates. In response, the share prices of US-listed industry leaders TAL Education, New Oriental Education and Gaotu Techedu have collapsed by about 80% on average. Goldman Sachs has estimated that the restrictions could reduce the industry's annual earnings from \$100bn to less than \$25bn.

We believe that at the heart of the crackdown is an effort to strengthen ideological and practical control over the financial, real estate and education sectors of the economy. In so doing, the State retains the ability to steer the economy in the direction it believes is appropriate for both growth and

desirable socio-economic goals.

For similar reasons, technology companies in China have been scrutinized since the start of the year. We believe that the regulatory process must run its course, and we do not rule out continuing uncertainty into year end.

### South Africa

South Africa was gripped by civil strife in July, with KZN declaring a state of disaster due to the extent of damage from the unrest unleashed following the jailing of former president Jacob Zuma. There is no doubt the riots were planned and politically motivated to make SA ungovernable. They largely succeeded, and were prevented only by civilian resistance and the SA Defence Force. The riots are expected to have a R50bn impact on the national GDP, outweighing the windfall SA has experienced from strong commodity prices.

On the positive side, the resource sector continues its spectacular performance ending up 11.8% for July, the highest monthly return since April 2020. As a result of strong commodity prices, the trade surplus in South Africa widened to R57.6bn in June – the highest surplus on record. This technical and temporary phenomenon is all that is supporting the strong Rand in our view.

## Risk Considerations and Important Information

- Collective Investment Schemes in Securities (unit trusts) are generally medium to long term investments.
- The value of participatory interests (units) may go down as well as up and past performance is not necessarily a guide to the future. The manager does not provide any guarantee either with respect to the capital or the return of a portfolio.
- Unit trusts are traded at ruling prices and can engage in scrip lending subject to the limits and conditions imposed by the Act.
- The manager may borrow up to 10% of the market value of the collective investment scheme portfolio to ensure liquidity.
- Unit trust prices are calculated on a net asset value basis, which is the total value of all assets in the portfolio including any income accruals and less any permissible deductions (brokerage, Uncertificated Securities Tax, VAT, auditor's fees, bank charges, trustee and custodian fees and the annual management fee) from the portfolio, divided by the number of units in issue.
- A schedule of fees, charges and maximum commissions is available on request. Commission and incentives may be paid, and if so, are included in the overall costs.
- The unit trust portfolios are priced daily at 15h00 (quarter end 17h00), using forward pricing. Dealing cut-off time is 14h30 daily.
- Units will be repurchased by the manager at the ruling price calculated in accordance with the requirements of the Act and the relevant deeds and paid to the investor only. Subject to occurrences beyond the control of Flagship Asset Management (FAM), transaction requests received by FAM before 14h30 will be actioned at that day's price. Monies from the repurchase of units will not be paid to third party bank accounts.
- FAM reserves the right to repurchase unit balances with a market value less than the minimum monthly investment amount and close the investment account. Investors will be notified beforehand should this be contemplated.
- Portfolio performance is calculated on a NAV to NAV basis and does not take any initial fees into account. Figures quoted are from Reuters and Moneymate for a lump sum using NAV-NAV prices with income distributions reinvested. Income is reinvested on the ex-dividend date. Actual investment performance will differ based on the initial fees applicable, the actual investment date and the date of reinvestment of income. Investment performance calculations are available for verification upon request.
- Income distributions for the fund occur bi-annually on 31 March and 30 September.
- Annualised returns are period returns re-scaled to a period of 1 year. This allows investors to compare returns of different assets that they have owned for different lengths of time. Actual annual figures are available to investors upon request.
- SARS requires us to pay over Dividend Withholding Tax (DWT) on your behalf where applicable. We will deduct this tax before we pay any dividends to you or reinvest into your account. Unless we receive information from you indicating otherwise, we will be obliged to withhold the default DWT of 20%.
- The EAC is a standard industry measure which has been introduced to allow you to compare the charges you incur and their impact on the investment returns over specific periods. Please visit <http://www.ipmc.co.za/effectiveannual-cost> to address the EAC illustrator. You can request an EAC calculation from [clientservices@ipmc.co.za](mailto:clientservices@ipmc.co.za) or call us on 021 673-1340
- Fund prices are published daily and available in newspapers, on Bloomberg (Class A: BBG00XGC3Y32 | Class B: BBG00XGC5D09), as well as on our website, [www.flagshipsa.com](http://www.flagshipsa.com). Also available on our website is additional information on the unit trust portfolio, including our Application Form. FAM reserves the right to only process instructions that are submitted on FAM standard transaction forms.
- Flagship Asset Management (Pty) Ltd is an authorised financial services provider (FSP 577). Trustees / custodians for the scheme are Standard Bank of South Africa Ltd – contact [compliance-IP@standardbank.co.za](mailto:compliance-IP@standardbank.co.za). IP Management Company Reg. No. 2007/01760/07 is the authorised manager of the scheme – contact 021 673 1340 or [clientservice@ipmc.co.za](mailto:clientservice@ipmc.co.za). IP Management Company (RF) (Pty) Ltd is a member of the Association for Savings & Investment SA (ASISA).
- The Manager retains full legal responsibility of the Fund, regardless of co-naming arrangements.
- Additional information including the annual report of the Manager and detailed holdings of the portfolio as at the last quarter end are available, free of charge, from [info@flagshipsa.com](mailto:info@flagshipsa.com).
- A statement of changes in the composition of the portfolio during the reporting period is available on request.
- Complaints should be in writing and clearly marked for the attention of the Compliance Officer and should be mailed to Private Bag X21, Constantia, 7848.

## Investment Policy

The Flagship IP Global Icon Feeder Fund is in the Global - Equity - General sector and invests directly into the Flagship Global Icon Fund IC Limited, registered in Guernsey. That fund seeks to provide long-term capital appreciation by investing in high-quality companies that the Fund Manager believes will generate superior returns over the long-term. Such companies typically have a franchise in the form of a hard-to-replicate intangible asset (such as a brand, culture or intellectual property) that leads to an enduring competitive advantage and a dominant market position. The fund will, at all times, be fully invested in the master fund and, as such, does not allow for any asset allocation flexibility and will not invest in any financial instruments to implement specific investment views.

## TER and Transaction Costs

From 1 July 2020 to 31 December 2020 1.90% of the value of the fund was incurred as expenses relating to the administration of the fund. 0.00% of the value of the fund was incurred as costs relating to the buying and selling of the assets underlying the fund. Therefore, 1.90% of the value of the fund was incurred as costs relating to the investment of the fund. A higher TER does not necessarily imply a poor return, nor does a low TER imply a good return. The current TER may not necessarily be an accurate indication of future TER's. Transaction Costs are a necessary cost in administering the fund and impacts fund returns. It should not be considered in isolation as returns may be impacted by many other factors over time including market returns, the type of fund, the investment decisions of the investment manager and the TER. Note that as the fund has been operational for less than 1 year, the TER provided is an estimate.

## Fund Risk Profile

- The fund managers seek to reduce risk by investing in a range of assets diversified across sectors and geographies, with the flexibility to vary exposures as market circumstances dictate.



- Shares are potentially volatile investments and there is a risk of capital loss over the short term.
- Foreign securities may have additional material risks, depending on the specific risks affecting that country, such as: potential constraints on liquidity and the repatriation of funds; macroeconomic risks; political risks; foreign exchange risks; tax risks; settlement risks; and potential limitations on the availability of market information.
- Fluctuations or movements in exchange rates may cause the value of underlying international investments to go up or down.

## Flagship Asset Management (Pty) Limited

ICR House • Alphen Park • Main Road • Constantia • 7806 | Private Bag X21 • Constantia • 7848 • South Africa | Telephone +27 (21) 794 3140 • Facsimile +27 (21) 794 3135

Directors: WT Floquet CA (SA) MBA (chairman) | S de V Hudson BA LLB (ceo) | PD Floquet BCom CA (SA) CFA | NRO Brown BCom CA(SA)

[www.flagshipsa.com](http://www.flagshipsa.com) | [info@flagshipsa.com](mailto:info@flagshipsa.com)

