

Flagship IP Worldwide Flexible Fund of Funds

Minimum Disclosure Document - 31 December 2021



Navigate Safely Forward

FUND MANAGERS

Flagship Global Investment Team

NAV 1,088.1c

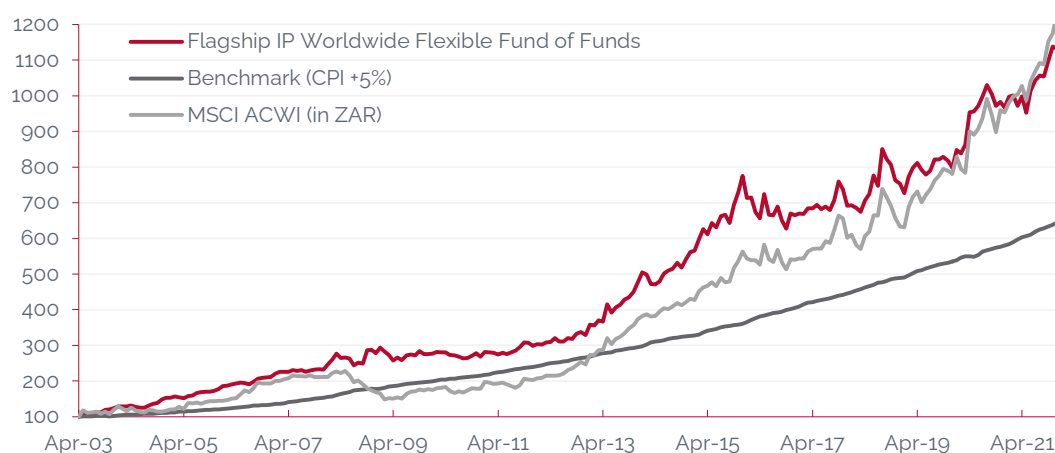
| | |
|---------------|---------------|
| Launch date | 03 April 2003 |
| Fund size | R353m |
| NAV - A Class | 1 088.1c |
| Benchmark | CPI +5% |
| Dealing | Daily |

| | |
|--------------------------------|------------|
| No. of participatory interests | 32 238 212 |
| Minimum lump sum investment | R 5 000 |
| Base currency | ZAR |
| Income declaration - Mar '21 | 0.00cpu |
| Income declaration - Sep '21 | 0.00cpu |

FUND OBJECTIVE

The objective of the Flagship IP Worldwide Flexible Fund of Funds is to deliver long term capital growth by investing in a focused portfolio of stringently selected global equity fund managers. Investments, on a see-through basis, will be diversified across geographic regions, in both developed and emerging markets, and diversifies single manager and single style risk associated with investing through one asset manager only. The fund may invest across all asset classes, but, through the cycle, equity exposure will be maintained at around 80%, with the objective to outperform the MSCI World Index (in rands) over the long term (5 years). Our formal benchmark is CPI +5% and the fund is classified in the Worldwide - Multi Asset - Flexible sector.

PERFORMANCE CHART



FUND EXPOSURES

| | |
|---|---------------|
| Global Equity Funds | 75.4% |
| Sands Capital Global Growth Fund Benchmark: MSCI World Index Style: Growth | 19.9% |
| GQG Partners Global Equity Fund Benchmark: MSCI World Index Style: Quality | 13.1% |
| Lindsell Train Global Equity Fund Benchmark: MSCI World Index (Developed Markets) Style: Quality | 10.9% |
| Other Funds | 31.4% |
| Exchange Traded Funds | 4.6% |
| TOTAL EQUITY EXPOSURE | 80.0% |
| Cash | 20.0% |
| Domestic | 1.9% |
| Foreign | 18.1% |
| TOTAL PORTFOLIO | 100.0% |

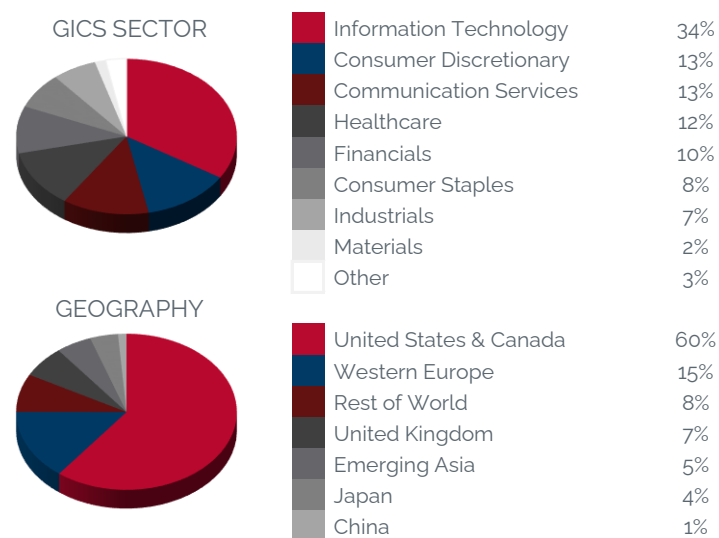
PERFORMANCE AND RISK

| Performance (net of fees) | Fund | Benchmark | Outperformance |
|------------------------------|---------|-----------|----------------|
| Since inception | 1076.5% | 538.6% | 537.9% |
| Since inception (annualised) | 14.0% | 10.4% | 3.7% |
| 10 Years (annualised) | 14.3% | 10.4% | 3.9% |
| 7 Years (annualised) | 10.5% | 10.1% | 0.4% |
| 5 Years (annualised) | 11.2% | 9.7% | 1.5% |
| 3 Years (annualised) | 14.5% | 9.4% | 5.1% |
| 1 Year | 17.0% | 10.8% | 6.2% |
| Year-to-date | 17.0% | 10.8% | 6.2% |

Risk Measures (since inception)

| | | |
|-------------------------------|--------|------------------------------|
| Annualised monthly volatility | 13.2 | 2.9 |
| Sharpe ratio | 0.13 | 0.37 |
| Maximum drawdown | -20.2% | -0.8% |
| Lowest actual annual return | -0.1% | 2 April 2010 to 1 April 2011 |
| Highest actual annual return | +30.1% | 2 April 2003 to 1 April 2004 |

EFFECTIVE EQUITY EXPOSURE



ANNUAL FUND PERFORMANCE

| | 2010 | 2011 | 2012 | 2013 | 2014 | 2015 | 2016 | 2017 | 2018 | 2019 | 2020 |
|----------------|-------|-------|-------|-------|-------|-------|--------|-------|------|------|-------|
| Fund | -2.4% | 11.1% | 10.4% | 44.7% | 18.0% | 37.8% | -14.2% | 4.0% | 4.9% | 5.9% | 21.1% |
| CPI +5% | 8.6% | 11.5% | 11.0% | 10.7% | 11.2% | 10.1% | 12.0% | 10.0% | 9.8% | 8.8% | 8.4% |

FEES

| | 1 Year | 3 Year |
|--|--------------|--------------|
| Total Expense Ratio (incl. VAT) | 2.36% | 2.17% |
| Fund management fee (excl. VAT) | 1.50% | 1.50% |
| VAT on fund management fee | 0.23% | 0.23% |
| Fund expenses (incl. VAT) | 0.63% | 0.44% |
| Transaction Costs (incl. VAT) | 0.05% | 0.18% |
| Total Investment Charge (incl. VAT) | 2.40% | 2.35% |

FUND COMMENTARY - DECEMBER 2021

The Flagship IP Worldwide Flexible Fund of Funds returned -0.5% in ZAR over the month, behind the fund's CPI +5% benchmark. For the year, however, the fund's pleasing +17.0% return was well ahead of the benchmark's +10.8% return.

For the month, the largest contributor was Guinness Global. The iShares MSCI Value also put in a good showing as "value" stocks outperformed "growth" stocks. The largest detractors were Sands Capital (which has been a long-term winner) as well as Artisan Global Discovery.

As required by legislation, we confirm that the fund has adhered to its policy objective and strategy.

MARKET COMMENTARY

International

2021 was a great year for risk assets. The MSCI ACWI was up 19% for the year and both oil and copper rallied, up 50% and 29% respectively. However, due to rising inflation expectations, bonds performed poorly and gold closed the year down 4%.

Some very interesting dynamics took place beneath the headline numbers. If one looks at US stocks, which account for the bulk of our benchmark, just five stocks (Apple, Microsoft, Nvidia, Tesla and Alphabet) accounted for more than 50% of the S&P 500 returns since April, while hundreds of companies were trading at their lowest levels over the last 12 months. EM stocks, which retreated by 2%, also continued to underperform developed world stocks by a wide margin.

Geopolitical tensions ratcheted higher over the Russian troop build-up near Ukraine while the emergence of the Omicron COVID-19 variant created significant volatility across most markets and asset classes earlier in the month. But equities were able to shake off fears of the fast-spreading, less virulent variant and December saw strong gains led by the US (MSCI World +4.0%, S&P +4.4%).

Investors increased their expectations of a Fed hike as the FOMC announced a faster tapering schedule; US 2-year yields rose 17bps to 0.73%. However, the dollar weakened with DXY down 0.3% and EM FX up 0.7%. Economic momentum slowed slightly with key Economic Surprise Indices down in December in Europe (hard hit by Omicron) and China but up in the US. In commodities, Brent crude rebounded 11% to close the year at US\$77.46, its highest year-end close since 2013.

South Africa

The JSE ALSI had an excellent 2021, rallying 24% in ZAR. As the rand weakened by 8% against the USD, this meant the JSE delivered a 21% return in US dollars for the year, marginally ahead of the MSCI ACWI. Notwithstanding this good 1-year performance, it continues to be a laggard over longer periods. An issue to be aware of in 2022, is whether Ramaphosa will be re-elected as president of the ANC in its national elective conference in December. This will determine whether or not he is eligible to run for president in 2024's national election.

Risk Considerations and Important Information

- Collective Investment Schemes in Securities (unit trusts) are generally medium to long term investments.
- The value of participatory interests (units) may go down as well as up and past performance is not necessarily a guide to the future. The manager does not provide any guarantee either with respect to the capital or the return of a portfolio.
- Unit trusts are traded at ruling prices and can engage in scrip lending subject to the limits and conditions imposed by the Act.
- The manager may borrow up to 10% of the market value of the collective investment scheme portfolio to ensure liquidity.
- Unit trust prices are calculated on a net asset value basis, which is the total value of all assets in the portfolio including any income accruals and less any permissible deductions (brokerage, Uncertificated Securities Tax, VAT, auditor's fees, bank charges, trustee and custodian fees and the annual management fee) from the portfolio, divided by the number of units in issue.
- A schedule of fees, charges and maximum commissions is available on request. Commission and incentives may be paid, and if so, are included in the overall costs.
- The unit trust portfolios are priced daily at 15h00 (quarter end 17h00), using forward pricing. Dealing cut-off time is 14h30 daily.
- Units will be repurchased by the manager at the ruling price calculated in accordance with the requirements of the Act and the relevant deeds and paid to the investor only. Subject to occurrences beyond the control of Flagship Asset Management (FAM), transaction requests received by FAM before 14h30 will be actioned at that day's price. Monies from the repurchase of units will not be paid to third party bank accounts.
- FAM reserves the right to repurchase unit balances with a market value less than the minimum monthly investment amount and close the investment account. Investors will be notified beforehand should this be contemplated.
- Portfolio performance is calculated on a NAV to NAV basis and does not take any initial fees into account. Figures quoted are from Reuters and Moneymate for a lump sum using NAV-NAV prices with income distributions reinvested. Income is reinvested on the ex-dividend date. Actual investment performance will differ based on the initial fees applicable, the actual investment date and the date of reinvestment of income. Investment performance calculations are available for verification upon request.
- Income distributions for the fund occur bi-annually on 31 March and 30 September.
- Annualised returns are period returns re-scaled to a period of 1 year. This allows investors to compare returns of different assets that they have owned for different lengths of time. Actual annual figures are available to investors upon request.
- SARS requires us to pay over Dividend Withholding Tax (DWT) on your behalf where applicable. We will deduct this tax before we pay any dividends to you or reinvest into your account. Unless we receive information from you indicating otherwise, we will be obliged to withhold the default DWT of 20%.
- The EAC is a standard industry measure which has been introduced to allow you to compare the charges you incur and their impact on the investment returns over specific periods. Please visit <http://www.ipmc.co.za/effectiveannual-cost> to address the EAC illustrator. You can request an EAC calculation from clientservices@ipmc.co.za or call us on 021 673-1340
- Fund prices are published daily and available in newspapers countrywide, as well as on our website, www.flagshipsa.com. Also available on our website is additional information on the unit trust portfolio, including our Application Form. FAM reserves the right to only process instructions that are submitted on FAM standard transaction forms.
- Flagship Asset Management (Pty) Ltd is an authorised financial services provider (FSP 577). Trustees / custodians for the scheme are Standard Bank of South Africa Ltd – contact compliance-IP@standardbank.co.za. IP Management Company Reg. No. 2007/01760/07 is the authorised manager of the scheme – contact 021 673 1340 or clientservice@ipmc.co.za. IP Management Company (RF) (Pty) Ltd is a member of the Association for Savings & Investment SA (ASISA).
- The Manager retains full legal responsibility of the Fund, regardless of co-naming arrangements.
- Additional information including the annual report of the Manager and detailed holdings of the portfolio as at the last quarter end are available, free of charge, from info@flagshipsa.com.
- A statement of changes in the composition of the portfolio during the reporting period is available on request.
- Complaints should be in writing and clearly marked for the attention of the Compliance Officer and should be mailed to Private Bag X21, Constantia, 7848.

Investment Policy

The Flagship IP Worldwide Flexible Fund of Funds is a Worldwide-Asset Allocation portfolio in the Flexible Portfolio Sector. The primary objective of the portfolio is to offer medium to long-term capital growth. The portfolio will invest in a range of participatory interests in equity, bond, money or property markets, in portfolios of collective investment schemes.

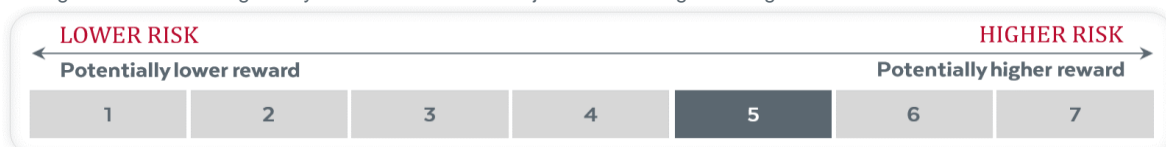
In order to achieve its objective, the investments normally to be included in the Flagship IP Worldwide Flexible Fund of Funds will, apart from assets in liquid form, consist of participatory interests of portfolios of collective investment schemes or other similar schemes, in equity, bond, money or property markets, registered in the Republic of South Africa, or of portfolios of collective investment schemes or other similar schemes operated in territories with a regulatory environment which is to the satisfaction of the Manager and the Trustee, and comply with the requirements of the Act and any regulations thereto.

TER and Transaction Costs

From 1 October 2018 to 30 September 2021 2.17% of the value of the fund was incurred as expenses relating to the administration of the fund. 0.18% of the value of the fund was incurred as costs relating to the buying and selling of the assets underlying the fund. Therefore, 2.35% of the value of the fund was incurred as costs relating to the investment of the fund. A higher TER does not necessarily imply a poor return, nor does a low TER imply a good return. The current TER may not necessarily be an accurate indication of future TER's. Transaction Costs are a necessary cost in administering the fund and impacts fund returns. It should not be considered in isolation as returns may be impacted by many other factors over time including market returns, the type of fund, the investment decisions of the investment manager and the TER.

Fund Risk Profile

- The investment philosophy is medium to long term in nature but with a conservative bias. The use of several managers diversifies the single-manager and single-style risk associated with investing through one asset manager only. Asset allocation is adjusted according to changes in market conditions..



- Shares are potentially volatile investments and there is a risk of capital loss over the short term.
- Foreign securities may have additional material risks, depending on the specific risks affecting that country, such as: potential constraints on liquidity and the repatriation of funds; macroeconomic risks; political risks; foreign exchange risks; tax risks; settlement risks; and potential limitations on the availability of market information.
- Fluctuations or movements in exchange rates may cause the value of underlying international investments to go up or down.

Flagship Asset Management (Pty) Limited

ICR House • Alphen Park • Main Road • Constantia • 7806 | Private Bag X21 • Constantia • 7848 • South Africa | Telephone +27 (21) 794 3140 • Facsimile +27 (21) 794 3135

Directors: WT Floquet CA (SA) MBA (chairman) | S de V Hudson BA LLB (ceo) | PD Floquet BCom CA (SA) CFA | NRO Brown BCom CA(SA)

www.flagshipsa.com | info@flagshipsa.com

