

Flagship BCI Global Equity Feeder Fund (A)

MINIMUM DISCLOSURE DOCUMENT | 31 MARCH 2026

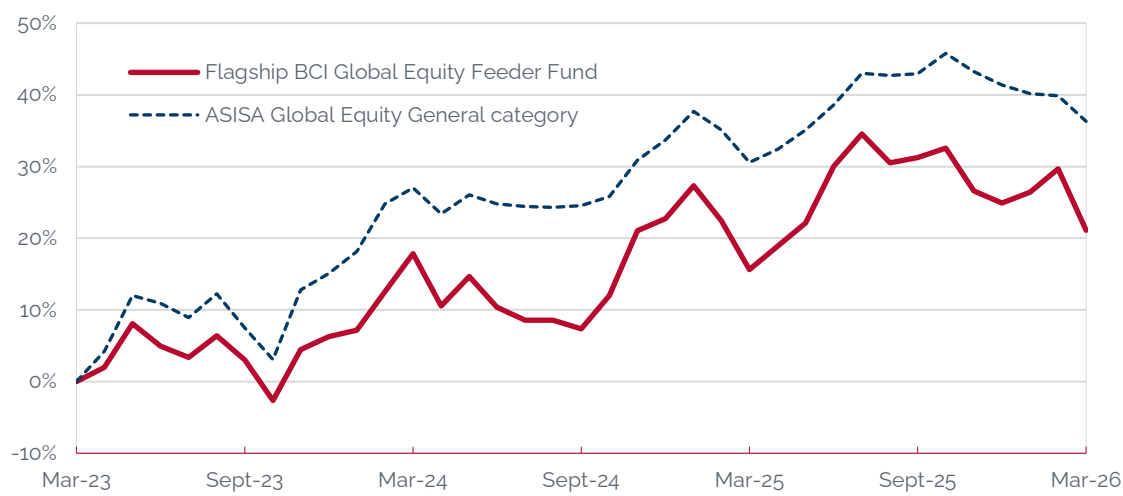
Portfolio Managers	Philip Short B.Sc (Maths), CFA James Hayward B.Eng, CFA
Launch date	06 August 2020
Fund size	R58.8m
NAV - A Class	971.7c
Benchmark	ASISA Global Equity General category average
Fund Classification	ASISA Global Equity General
Base currency	ZAR

No. of participatory interests	6 008 292
Income declaration dates	30 June 31 December
Income declarations	0.00cpu 0.00cpu
Minimum lump sum investment	R 5 000
Dealing Valuation time Transaction cut-off	Daily 15h00 14h00
JSE Code	FIGFFA
ISIN	ZAE000289443

FUND OBJECTIVE

The Fund invests directly into the Flagship Global Equity Fund IC Limited, registered in Guernsey. That fund seeks to provide long-term capital appreciation by investing in high-quality companies that the Fund Manager believes will generate superior returns over the long-term. Such companies typically have a franchise in the form of a hard-to-replicate intangible asset (such as a brand, culture or intellectual property) that leads to an enduring competitive advantage and a dominant market position.

THREE YEAR PERFORMANCE CHART



FUND EXPOSURES

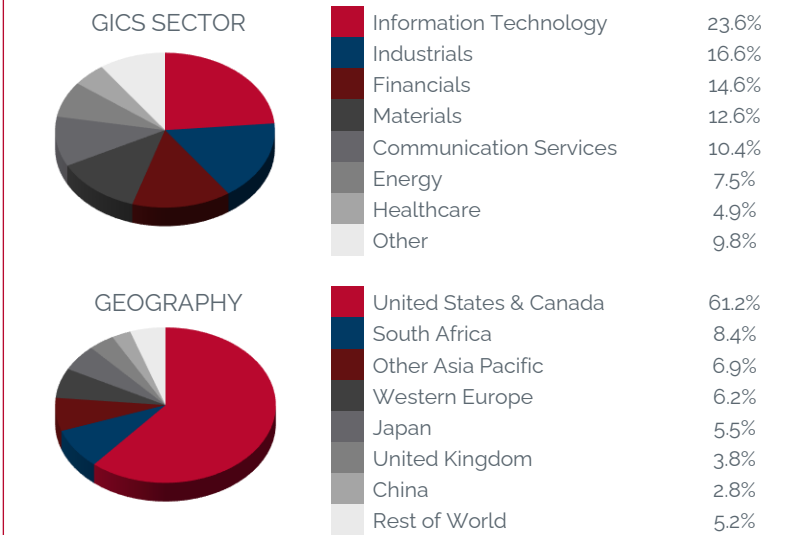
Equity	82.3%
Blu Label Unlimited	4.4%
Micron Technology	3.5%
ACS Actividades	3.0%
Nvidia Corp	2.9%
Taiwan Semiconductor Manufacturing	2.5%
ATI Corp	2.4%
Howmet Aerospace Inc	2.4%
StoneX Group	2.4%
Advanced Micro Devices Inc	2.1%
Rolls Royce Holdings	2.1%
Other equity holdings	54.7%
Commodities	2.9%
Gold	2.9%
Cash	14.8%
USD	14.4%
ZAR	0.4%
Other	0.0%
TOTAL	100.0%

PERFORMANCE AND RISK

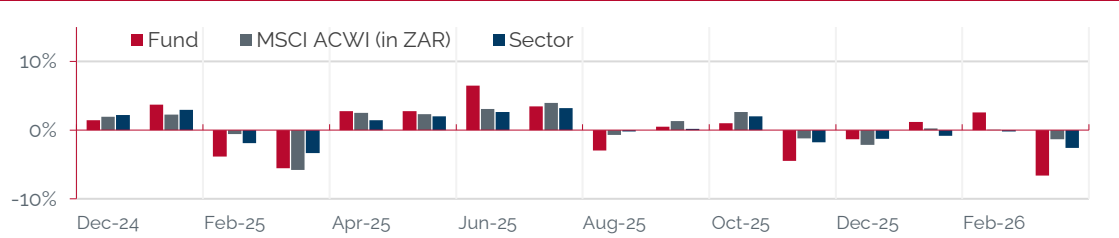
Annualised Performance (for periods > 1 year)	Fund	Sector	Outperformance
Since inception	-0.5%	7.8%	-8.3%
10 Years			
7 Years			
5 Years			
3 Years	6.6%	10.9%	-4.3%
1 Year	4.7%	4.4%	0.3%
6 Months	-7.7%	-4.6%	-3.1%
3 Months	-3.1%	-3.6%	0.5%
Year-to-date	-3.1%	-3.6%	0.5%

Annualised return is the weighted average compound growth rate over the period measured. Effective 19/09/2025 - CIS Manager changed from IP Collective Investment Scheme. Name change from Flagship IP Global Icon Feeder Fund. Effective 01/10/2025 - Name change from Flagship BCI Global Icon Feeder Fund.

EFFECTIVE EQUITY EXPOSURE



MONTHLY RETURNS



FEES

	Retail	Institutional
Total Expense Ratio (incl. VAT)	1.96%	1.73%
Fund management fee (excl. VAT)	0.35%	0.15%
VAT on fund management fee	0.05%	0.02%
Fund expenses (incl. VAT)	1.56%	1.56%
Transaction Costs (incl. VAT)	0.00%	0.00%
Total Investment Charge (incl. VAT)	1.96%	1.73%

FUND COMMENTARY - MARCH 2026

The Flagship BCI Global Equity Feeder Fund returned -6.6% vs -1.3% for the MSCI ACWI (both in ZAR), as markets declined sharply amid escalating conflict in the Middle East, driving up oil prices and volatility levels.

The biggest contributors for the month were APA Corp, Stonex Group and United Natural Foods, while the main detractors were Blu Label, Micron and Coeur Mining.

As required by legislation, we confirm that the fund has adhered to its policy objective and strategy.

MARKET COMMENTARY

March '26 saw a meaningful pullback in equity markets across the globe as the conflict in the Middle East proved to be the main driver of performance. In the US, the S&P500 was down 5.0%, while the Nasdaq composite declined by 4.7%. London's FTSE declined by 6.2% while the Euro Stoxx lost 9.3%. There was plenty of pain in the East as well, as the Nikkei declined by 12.7%, and Hong Kong's Hang Seng finished the month 6.6% lower. South Korea's Kospi, one of the world's best performing markets over the past year, experienced its worst day on record, dropping 12% in a single session.

With news flow driven and dominated by the conflict and subsequent disruption to oil supplies, and the Strait of Hormuz mostly shut following the US-Israeli strikes that killed Iran's Supreme Leader, inflation concerns have re-entered the equation. Brent Crude futures increased by 63% during the month, hovering around \$120 per barrel at month end. The volatility was extreme, with prices touching \$120 and \$80/barrel within a 24-hour period. Sentiment was not helped by statements from IEA officials that oil supply disruptions are unprecedented in scale, leading to only its sixth emergency release during the organization's 52-year history.

The renewed inflation concerns saw rates kept steady at the FOMC and any chance of rate cuts for the year have (probably) been eliminated, with futures now pricing in a 35% chance of a hike by October. This lower likelihood of

further rate cuts, and a search for liquidity, led to selling pressure on gold, which declined by 11.6%. The precious yellow metal experienced its biggest weekly drop since 1983.

Military escalations in the Middle East have been severe, with rhetoric around war shifting multiple times, making short-term predictions somewhat useless, with markets influenced more by social media posts than market fundamentals. One gets the feeling, however, that Iran's hand for future negotiations gets stronger with each day, providing them incentive to reject ceasefire or peace deals put on the table. Trump, meanwhile, risks isolating the US, as he shifts between threatening allies and asking for their help.

Locally, South African equities were not shielded from March's carnage. The JSE ALSI declined by 10.4%, while the JSE Resources index declined by 15.2%. Measured in Dollars, these returns are markedly lower, with the ZAR declining by 6.3% against the USD during the month.

Escalation in the Middle East is set to have a large local impact, given SA's reliance on imported refined petroleum products. Steep fuel price hikes will hurt both wallets and retail spending, while consumers must now also contend with higher-for-longer rates, given the likely spillover into higher inflation numbers, something the hawkish SARB will be closely monitoring.

Risk Considerations and Important Information

Boutique Collective Investments (RF) (Pty) ("BCI") Ltd is part of the Apex Group Ltd. BCI is a registered Manager of the Boutique Collective Investments Scheme, approved in terms of the Collective Investments Schemes Control Act, No 45 of 2002 and is a full member of ASISA. Collective Investment Schemes in securities are generally medium to long term investments. The value of participatory interests may go up or down and past performance is not necessarily an indication of future performance. BCI does not guarantee the capital or the return of a portfolio. Collective Investments are traded at ruling prices and can engage in borrowing and scrip lending. A schedule of fees, charges and maximum commissions is available on request. BCI reserves the right to close the portfolio to new investors and reopen certain portfolios from time to time in order to manage them more efficiently. Additional information, including application forms, annual or quarterly reports can be obtained from BCI, free of charge. Performance fees are calculated and accrued on a daily basis based upon the daily outperformance, in excess of the benchmark, multiplied by the share rate and paid over to the manager monthly. Performance figures quoted for the portfolio are from Morningstar, as at the date of this minimum disclosure document for a lump sum investment, using NAV-NAV with income reinvested and do not take any upfront manager's charge into account. Income distributions are declared on the ex-dividend date. Actual investment performance will differ based on the initial fees charge applicable, the actual investment date, the date of reinvestment and dividend withholding tax. BCI retains full legal responsibility for the third party named portfolio. Although reasonable steps have been taken to ensure the validity and accuracy of the information in this document, BCI does not accept any responsibility for any claim, damages, loss or expense, however it arises, out of or in connection with the information in this document, whether by a client, investor or intermediary. This document should not be seen as an offer to purchase any specific product and is not to be construed as advice or guidance in any form whatsoever. Investors are encouraged to obtain independent professional investment and taxation advice before investing with or in any of BCI's products. Access the BCI Privacy Policy and the BCI Terms and Conditions on the BCI website (www.bcis.co.za).

Effective Annual Cost

- BCI adopts the ASISA Standard on Effective Annual Cost ("EAC"). The EAC measure allows you to compare charges on your investments as well as their impact on your investment returns prior to investing.
- For further information regarding the ASISA Standard on Effective Annual Cost and access to the EAC calculator please visit our website at www.bcis.co.za. BCI calculates the EAC as per the ASISA standard for a period of 3 years up till the most recent TER reporting period.

FAIS Conflict of Interest Disclosure

- Please note that your financial advisor may be a related party to the co-naming partner and/or BCI. It is your financial advisor's responsibility to disclose all fees he/she receives from any related party.
- The portfolio's TER includes all fees paid by portfolio to BCI, the trustees, the auditors, banks, the co-naming partner, underlying portfolios, and any other investment consultants/managers as well as distribution fees and LISP rebates, if applicable.
- The portfolio's performance numbers are calculated net of the TER expenses. The investment manager earns a portion of the service charge and performance fees where applicable. In some instances portfolios invest in other portfolios which form part of the BCI Scheme. These investments will be detailed in this document, as applicable

Investment Manager

- Flagship Asset Management (Pty) Ltd is an authorised Financial Service Provider FSP 577.
- Additional information, including application forms, annual or quarterly reports can be obtained from BCI, free of charge or can be accessed on our website www.bcis.co.za.
- Valuation takes place daily and prices can be viewed on our website (www.bcis.co.za) or in the daily newspaper.
- Actual annual performance figures are available to existing investors on request. Upon request the Manager will provide the investor with portfolio quarterly investment holdings reports.

Management Company Information

- Boutique Collective Investments (RF) (Pty) Limited
- Catnia Building, Bella Rosa Village, Bella Rosa Street, Bellville, 7530
- Tel: +27 (0)21 007 1500/1/2 +
- Email: bcis_clientservices@fundrock.com + www.bcis.co.za

Custodian / Trustee Information

- The Standard Bank of South Africa Limited
- Tel: 021 441 4100

Investment Policy

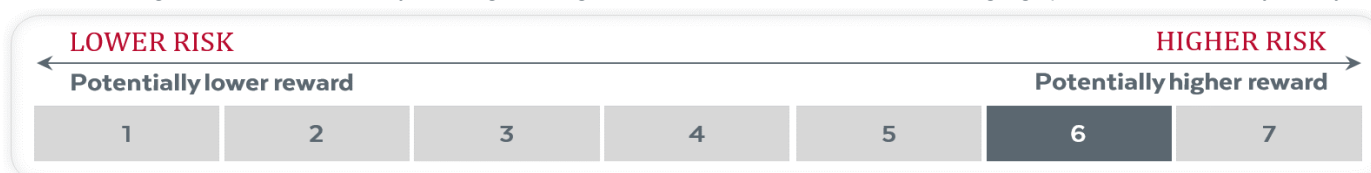
The Flagship BCI Global Equity Feeder Fund is in the Global - Equity - General sector and invests directly into the Flagship Global Equity Fund IC Limited, registered in Guernsey. That fund seeks to provide long-term capital appreciation by investing in high-quality companies that the Fund Manager believes will generate superior returns over the long-term. Such companies typically have a franchise in the form of a hard-to-replicate intangible asset (such as a brand, culture or intellectual property) that leads to an enduring competitive advantage and a dominant market position. The fund will, at all times, be fully invested in the master fund and, as such, does not allow for any asset allocation flexibility and will not invest in any financial instruments to implement specific investment views.

TER and Transaction Costs

From 1 January 2025 to 31 December 2025 1.96% of the value of the fund was incurred as expenses relating to the administration of the fund. 0.00% of the value of the fund was incurred as costs relating to the buying and selling of the assets underlying the fund. Therefore, 1.96% of the value of the fund was incurred as costs relating to the investment of the fund. A higher TER does not necessarily imply a poor return, nor does a low TER imply a good return. The current TER may not necessarily be an accurate indication of future TER's. Transaction Costs are a necessary cost in administering the fund and impacts fund returns. It should not be considered in isolation as returns may be impacted by many other factors over time including market returns, the type of fund, the investment decisions of the investment manager and the TER. A feeder fund is a portfolio that invests in a single portfolio of collective investment schemes, which levies its own charges and which could result in a higher fee structure for the feeder fund.

Fund Risk Profile

- The fund managers seek to reduce risk by investing in a range of assets diversified across sectors and geographies, with the flexibility to vary exposures as market circumstances dictate.



- Shares are potentially volatile investments and there is a risk of capital loss over the short term.
- Foreign securities may have additional material risks, depending on the specific risks affecting that country, such as: potential constraints on liquidity and the repatriation of funds; macroeconomic risks; political risks; foreign exchange risks; tax risks; settlement risks; and potential limitations on the availability of market information.
- Fluctuations or movements in exchange rates may cause the value of underlying international investments to go up or down.

Flagship Asset Management (Pty) Limited

ICR House • Alphen Park • Main Road • Constantia • 7806 | Private Bag X21 • Constantia • 7848 • South Africa | Telephone +27 (21) 794 3140 • Facsimile +27 (21) 794 3135

Directors: WT Floquet CA (SA) MBA (chairman) | S de V Hudson BA LLB (ceo) | PD Floquet BCom CA (SA) CFA | NRO Brown BCom CA(SA)

www.flagshipsa.com | info@flagshipsa.com