

Flagship BCI Balanced Fund (A)

MINIMUM DISCLOSURE DOCUMENT | 31 MAY 2026

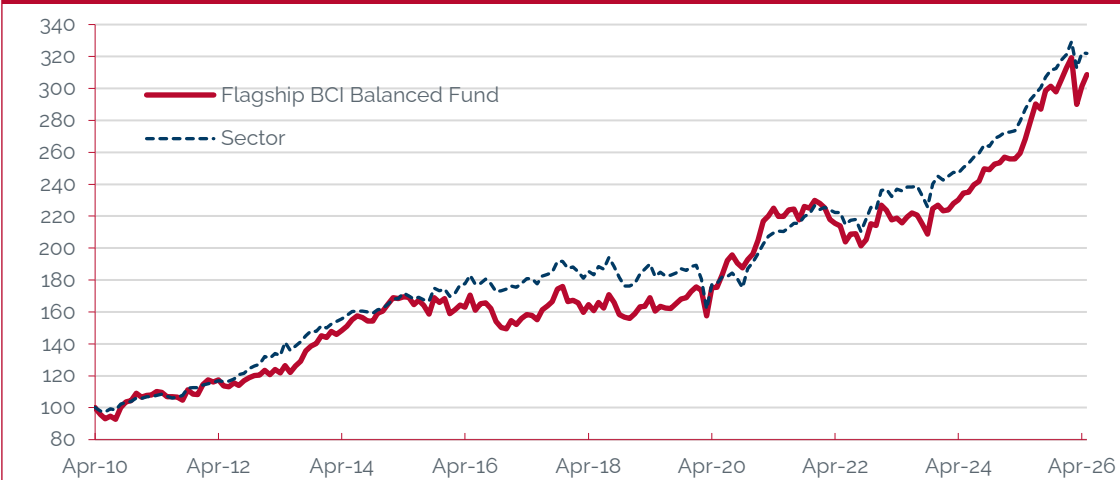
Portfolio Manager	Paul Floquet CA(SA), CFA
Launch date	19 April 2010
Fund size	R265m
NAV - A Class	376.5c
Benchmark	ASISA SA Multi Asset High Equity category average
Fund Classification	South African - Multi Asset - High Equity

No. of participatory interests	70 252 418
Income declaration dates	30 June 31 December
Income declarations	1.35cpu 1.17cpu
Dealing Valuation time Transaction cut-off	Daily 15h00 14h00
JSE Code	FLDF
ISIN	ZAE000159901

FUND OBJECTIVE

The objective of the Flagship BCI Balanced Fund is to seek steady growth of both capital and income through investments in a broad range of asset classes in a balanced manner. This Regulation 28 managed fund is classified as South African - Multi Asset - High Equity and aims to maximize returns over the medium to long term utilising flexible asset allocation strategies taking active decisions in accordance with current and projected economic and market conditions. The fund invests in equities, bonds, property and money market and is restricted to maximum limits in accordance with prudential regulations which, inter alia, provide that equity, held both locally and abroad, will not exceed 75% of the fund and offshore investment is restricted to 45% of the fund. Out-performance is targeted through aggressive asset allocation and focused stock selection based on in-house proprietary models and extensive internal and external research. The portfolio uses financial instruments only to the extent permitted by legislation.

PERFORMANCE CHART



FUND EXPOSURES

Domestic Direct Equity	40.9%
AngloGold	4.1%
Prosus	4.0%
Glencore	3.9%
Telkom	3.8%
Naspers	3.6%
Blu Label Unlimited	2.7%
Richemont	2.6%
Other domestic holdings	16.2%
International Direct Equity	8.5%
Micron Technology Inc	4.8%
Tencent	1.9%
Other international holdings	1.8%
Global Equity Funds	8.2%
Flagship Global Equity Fund A	8.2%
Capital Protected Exchange Traded Notes	17.2%
Environmental World Index Digital Plus	8.7%
S&P500 Digital Plus	8.5%
MSCI Emerging Markets Digital Plus ETN	0.0%
Property	6.3%
Direct Property Holdings - Sirius, Nepi Rockcastle	3.5%
Offshore - Clearance Camino Fund	2.8%
Physical Commodities	2.6%
Gold	1.8%
Rhodium	0.8%
Domestic Bonds	14.0%
Domestic Cash	1.9%
International Cash	0.3%
TOTAL	100.0%

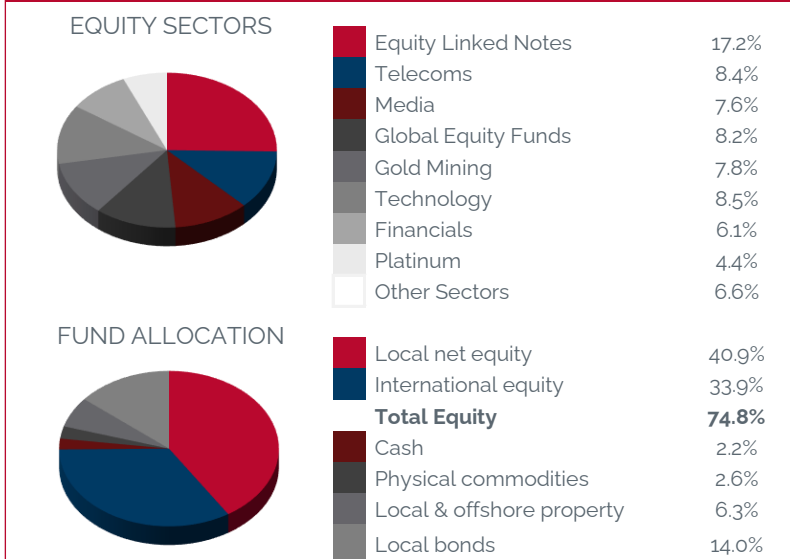
PERFORMANCE AND RISK

Performance (net of fees)	Fund	Benchmark	Outperformance
Since inception	208.7%	221.9%	-13.2%
Since inception (annualised)	7.2%	7.5%	-0.3%
10 Years (annualised)	6.1%	5.8%	0.3%
7 Years (annualised)	9.8%	8.5%	1.3%
5 Years (annualised)	7.0%	8.9%	-1.8%
3 Years (annualised)	12.7%	10.9%	1.7%
1 Year	15.1%	12.2%	2.9%
Year-to-date	1.2%	1.4%	-0.2%

Rolling 12 Month Return	Highest	Lowest	Average
Since inception	39.6%	-11.3%	7.8%

Annualised return is the weighted average compound growth rate over the period measured. Effective 19/09/2025 - CIS Manager changed from IP Collective Investment Scheme. Name change from Flagship IP Balanced Fund.

ASSET ALLOCATION



ANNUAL FUND PERFORMANCE

	2016	2017	2018	2019	2020	2021	2022	2023	2024	2025
Fund	-11.3%	11.6%	-6.3%	10.7%	13.6%	17.0%	-6.7%	5.8%	11.7%	20.4%
Sector	-0.1%	7.5%	-6.0%	6.9%	1.5%	18.6%	-1.1%	9.3%	10.3%	17.5%

FEES

	Retail	Institutional
Total Expense Ratio (incl. VAT)	2.08%	1.22%
Fund management fee (excl. VAT)	1.75%	1.00%
VAT on fund management fee	0.26%	0.15%
Fund expenses (incl. VAT)	0.07%	0.07%
Transaction Costs (incl. VAT)	0.25%	0.25%
Total Investment Charge (incl. VAT)	2.34%	1.47%

FUND COMMENTARY - MAY 2026

The Flagship BCI Balanced Fund returned +2.5% over the month, a healthy beat against both the sector average benchmark (-0.1%) and the JSE Allshare (-0.5%). For the JSE, key sector leaders were Personal Goods (+10.8%) and Industrial Metals (+5.1%) while laggards included Technology (-5.0%) and Chemicals (-8.2%). The largest contributors to fund performance included US listed semi-conductor Micron (+84.3%), Harmony (+14.8%), Richemont (+10.7%) and the fund's holding in the Flagship Global Equity Fund (+9.6%). Detractors included Gold Fields (-10.5%), Tencent (-8.7%) and its stablemates, Prosus and Naspers (-8.7% and -8.0%).

As required by legislation, we confirm that the fund has adhered to its policy objective and strategy.

MARKET COMMENTARY

US markets rallied for yet another strong month. The S&P 500 ended 5.3% higher, while the Nasdaq gained 8.4%. The small cap Russell 2000 was more subdued, rising by 4.4%. There was no such rally in London, as the FTSE rose by a mere 0.7%. Europe was also strong, with the Euro Stoxx gaining 2.9%. In the East, Hong Kong stands out as the lone decliner, ending 1.7% lower, while Japan's Nikkei was again the standout performer, ending the month 11.9% higher. The Nikkei is now up 32.8% so far this year. There were also notable moves in the commodity market, as Brent crude declined by 19.3% during the month. Year-to-date, however, oil is still trading 51.3% higher.

Kevin Warsh was confirmed as the next chair of the Federal Reserve and, no doubt, the market will analyse every word from his first meeting to assess the likely direction under his watch. It's unlikely he'll have much time to find his feet, as market data continues to serve a batch of mixed and volatile data – much of it heavily affected by the ongoing Middle East conflict.

Spiking energy prices have led to US CPI coming in at the highest levels since 2023. More concerning, though, is Core CPI (excluding energy and food prices) which was meaningfully higher than estimates, as higher energy prices are now filtering through to other parts of the economy. The parallels between inflation today and inflation caused by the energy crisis in the 1970's, are now starting to look concerningly eerie...

This has resulted in a global bond selloff as markets start to anticipate the probability of sustained higher inflation, which will force central banks to raise borrowing rates. US 30-year treasury yields reached their highest level since 2007, on concerns about inflation and the outlook for the US fiscus. The US market is now pricing in a 50% probability that the Fed will raise rates this year.

Higher inflation numbers are not limited to the US. In Japan, producer prices (PPI) surged in April by the most in 12 years, boosting inflationary pressures and supporting the case for the Bank of Japan to raise interest rates. Japan's 10-year yields jumped to levels last seen in 1996, while the nation's 30-year yield surged to the highest level since its 1999 debut.

Back home, the JSE All Share missed out on the strong equity rally, declining by 0.3% for the month. In bad news for local consumers, in April, inflation raced to 4.0% from 3.1% in March, driven by large jumps in energy prices brought on by the ongoing Middle East conflict. This now puts it well beyond the SARB's target of 3%, which led to the first rate increase since 2023. The SARB hinted that there might be more to come as they raised their inflation projection for 2026 to 4.4%. A welcome silver lining, though, was SA debt receiving its first credit upgrade from Moody's since 2007. While we are still two levels below investment grade, it's undoubtedly a small step in the right direction.

Risk Considerations and Important Information

Fundrock Collective Investments (RF) (Pty) ("FR") Ltd is part of the Apex Group Ltd. FR is a registered Manager of the Boutique Collective Investments Scheme, approved in terms of the Collective Investments Schemes Control Act, No 45 of 2002 and is a full member of ASISA. Collective Investment Schemes in securities are generally medium to long term investments. The value of participatory interests may go up or down and past performance is not necessarily an indication of future performance. FR does not guarantee the capital or the return of a portfolio. Collective Investments are traded at ruling prices and can engage in borrowing and scrip lending. A schedule of fees, charges and maximum commissions is available on request. FR reserves the right to close the portfolio to new investors and reopen certain portfolios from time to time to manage them more efficiently. Additional information, including application forms, annual or quarterly reports can be obtained from FR, free of charge. Performance fees are calculated and accrued on a daily basis based upon the daily outperformance, in excess of the benchmark, multiplied by the share rate and paid over to the manager monthly. Performance figures quoted for the portfolio are from Morningstar, as at the date of this minimum disclosure document for a lump sum investment, using NAV-NAV with income reinvested and do not take any upfront manager's charge into account. Income distributions are declared on the ex-dividend date. Actual investment performance will differ based on the initial fees charge applicable, the actual investment date, the date of reinvestment and dividend withholding tax. FR retains full legal responsibility for the third party named portfolio. Although reasonable steps have been taken to ensure the validity and accuracy of the information in this document, FR does not accept any responsibility for any claim, damages, loss or expense, however it arises, out of or in connection with the information in this document, whether by a client, investor or intermediary. This document should not be seen as an offer to purchase any specific product and is not to be construed as advice or guidance in any form whatsoever. Investors are encouraged to obtain independent professional investment and taxation advice before investing with or in any of FR's products. Access the FR Privacy Policy and the FR Terms and Conditions on the BCI website (www.bcis.co.za).

Effective Annual Cost

- FR adopts the ASISA Standard on Effective Annual Cost ("EAC"). The EAC measure allows you to compare charges on your investments as well as their impact on your investment returns prior to investing.
- For further information regarding the ASISA Standard on Effective Annual Cost and access to the EAC calculator please visit our website at www.bcis.co.za. FR calculates the EAC as per the ASISA standard for a period of 3 years up till the most recent TER reporting period.

FAIS Conflict of Interest Disclosure

- Please note that your financial advisor may be a related party to the co-naming partner and/or FR. It is your financial advisor's responsibility to disclose all fees he/she receives from any related party.
- The portfolio's TER includes all fees paid by portfolio to FR, the trustees, the auditors, banks, the co-naming partner, underlying portfolios, and any other investment consultants/managers as well as distribution fees and LISP rebates, if applicable.
- The portfolio's performance numbers are calculated net of the TER expenses. The investment manager earns a portion of the service charge and performance fees where applicable. In some instances portfolios invest in other portfolios which form part of the FR Scheme. These investments will be detailed in this document, as applicable.

Investment Manager

- Flagship Asset Management (Pty) Ltd is an authorised Financial Service Provider FSP 577.
- Additional information, including application forms, annual or quarterly reports can be obtained from FR, free of charge or can be accessed on our website www.bcis.co.za.
- Valuation takes place daily and prices can be viewed on our website (www.bcis.co.za) or in the daily newspaper.
- Actual annual performance figures are available to existing investors on request. Upon request the Manager will provide the investor with portfolio quarterly investment holdings reports.

Management Company Information

- Fundrock Collective Investments (RF) (Pty) Limited
- Catnia Building, Bella Rosa Village, Bella Rosa Street, Bellville, 7530
- Tel: +27 (0)21 007 1500/1/2. Email: bcis_clientservices@fundrock.com + www.bcis.co.za

Custodian / Trustee Information

- The Standard Bank of South Africa Limited. Tel: 021 441 4100

Investment Policy

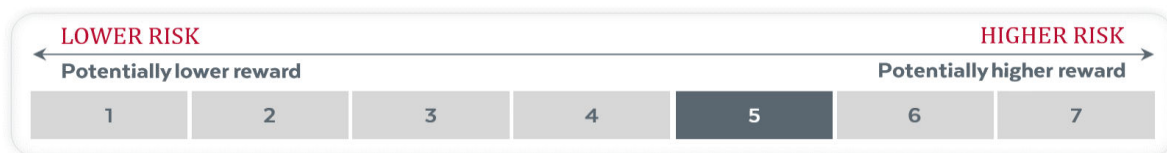
The Flagship BCI Balanced Fund is to be a domestic, asset-allocation, prudential variable portfolio. The primary objective of the fund is to seek steady but stable growth of both capital and income through investments in a broad range of asset classes in a balanced manner. In order to achieve its objective, the investments normally to be included will comprise a combination of securities in the equity, bond, property and money markets. The portfolio will have an equity exposure (including international equity) between 0% and 75% at all times. Investments to be included in the Flagship BCI Balanced Fund will comprise a combination of securities and assets in liquid form which are considered consistent with the portfolio's primary objective and that the Act or the Registrar may from time to time allow, all to be acquired at fair market value. The portfolio may also include participatory interests or any other form of participation in portfolios of collective investment schemes registered in South Africa or operated in territories with a regulatory environment which is to the satisfaction of the Manager and the Trustee and as legislation permits. Nothing contained in the investment policy shall preclude the manager from varying the ratio of the aforementioned securities relative to each other (except as required by the Act), or the assets themselves, to maximise capital growth and investment potential, should changing economic factors or market conditions so demand. Provided also that nothing contained in the investment policy shall preclude the Manager from retaining cash in the portfolio and / or placing cash on deposit in terms of the deed. Provided further that the Manager shall ensure that the portfolio includes securities and assets in liquid form, of at least the aggregate value required, from time to time, by the Act. The Manager will be permitted to invest on behalf of the portfolio in offshore investments as legislation permits. The Manager will be permitted to invest on behalf of the portfolio in financial instruments as legislation permits. The portfolio will be managed so as to comply with prudential requirements with which a pension fund investment strategy must comply in terms of applicable legislation. For the purpose of this portfolio, the manager shall reserve the right to close the portfolio to new investors on a date determined by the manager. This will be done in order to be able to manage the fund in accordance with its mandate. The manager may, once a portfolio has been closed, open that portfolio again to new investors on a date determined by the manager.

TER and Transaction Costs

From 1 April 2025 to 31 March 2026 2.08% of the value of the fund was incurred as expenses relating to the administration of the fund. 0.25% of the value of the fund was incurred as costs relating to the buying and selling of the assets underlying the fund. Therefore, 2.34% of the value of the fund was incurred as costs relating to the investment of the fund. A higher TER does not necessarily imply a poor return, nor does a low TER imply a good return. The current TER may not necessarily be an accurate indication of future TER's. Transaction Costs are a necessary cost in administering the fund and impacts fund returns. It should not be considered in isolation as returns may be impacted by many other factors over time including market returns, the type of fund, the investment decisions of the investment manager and the TER.

Fund Risk Profile

- The fund managers seek to reduce risk by investing in a range of assets diversified across sectors and geographies, with the flexibility to vary exposures as market circumstances dictate.



- Shares are potentially volatile investments and there is a risk of capital loss over the short term.
- Foreign securities may have additional material risks, depending on the specific risks affecting that country, such as: potential constraints on liquidity and the repatriation of funds; macroeconomic risks; political risks; foreign exchange risks; tax risks; settlement risks; and potential limitations on the availability of market information.
- Fluctuations or movements in exchange rates may cause the value of underlying international investments to go up or down.

Flagship Asset Management (Pty) Limited

ICR House • Alphen Park • Main Road • Constantia • 7806 | Private Bag X21 • Constantia • 7848 • South Africa | Telephone +27 (21) 794 3140 • Facsimile +27 (21) 794 3135

Directors: WT Floquet CA (SA) MBA (chairman) | S de V Hudson BA LLB (ceo) | PD Floquet BCom CA (SA) CFA | NRO Brown BCom CA (SA)

www.flagshipsa.com | info@flagshipsa.com