

# Flagship Global Equity Fund IC Limited

Minimum Disclosure Document - 31 May 2026



Navigate Safely Forward

## FUND MANAGERS

Philip Short B.Sc (Maths), CFA | James Hayward B.Eng, CFA

NAV price per share (class 'A') | US\$ 12.8

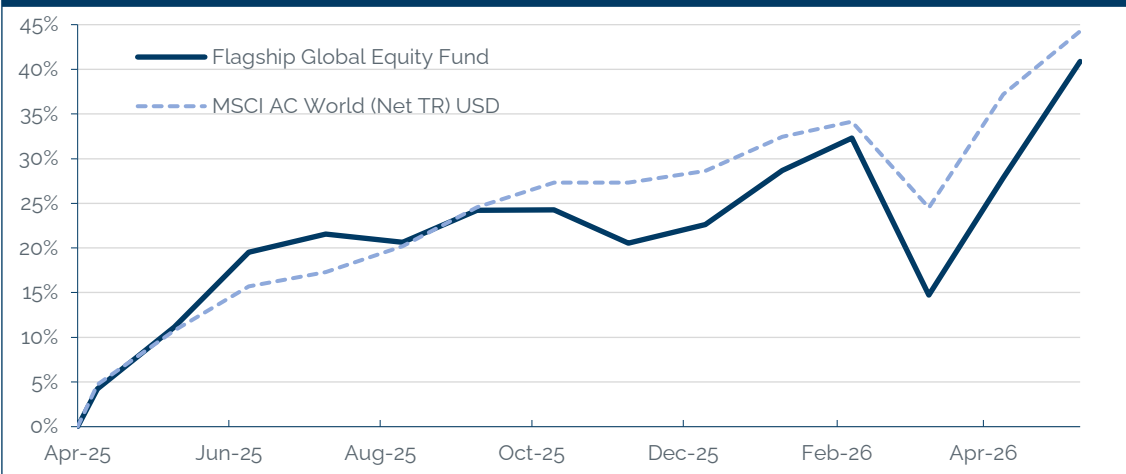
|                           |   |
|---------------------------|---|
| <b>Fund size</b>          | \$14.5m   |
| <b>Fund type</b>          | Equity fund   |
| <b>Launch date</b>        | 23 April 2025                                       |
| <b>Fund Manager</b>       | Flagship Asset Management (Pty) Ltd                 |
| <b>Investment Manager</b> | Apex Fund Managers Guernsey Ltd                     |
| <b>Scheme Name</b>        | Apex FM Guernsey ICC Ltd                            |
| <b>Custodian</b>          | Butterfield Bank (Guernsey) Limited                 |
| <b>Dealing</b>            | Daily   |
| <b>Valuation point</b>    | 12.00pm (Guernsey time) on the relevant Dealing Day |
| <b>Dividend policy</b>    | All income will be accumulated and invested         |
| <b>Platforms</b>          | Momentum Wealth International, Swissquote           |

|  |   |
|--|---|
| <b>Minimum investment</b>              | \$10 000  |
| <b>Minimum Additional Subscription</b> | \$5 000   |
| <b>No. of participatory interests</b>  | 1 094 364   |
| <b>Benchmark</b>                       | MSCI AC World (MSCI ACWI) (Net TR) (\$)   |
| <b>Domicile</b>                        | Guernsey  |
| <b>Subscriptions cut-off time</b>      | The application form to subscribe must be completed and received, with cleared funds, by the Administrator by no later than 12.00 noon (Guernsey time) on the relevant Dealing Day. |
| <b>Redemptions cut-off time</b>        | Written notice to redeem must be received by the Administrator by no later than 12.00 noon (Guernsey time) one Business Day before the relevant Dealing Day.                        |

## INVESTMENT OBJECTIVE

The Fund's aim, first and foremost, is the protection of client capital in real terms, followed by inflation-beating growth. To identify the best global investment opportunities, the Fund is style agnostic; uses bottom-up fundamental analysis; quantitative and technical analysis tools; and top-down, macro screeners. The Fund utilizes a proprietary Active Risk Management System which aims to significantly reduce risk from any single investment. The Fund will employ a dynamic approach to investments, trading its positions more often than traditional buy-and-hold portfolios.

## PERFORMANCE CHART



## FUND EXPOSURES

|                                    |               |
|------------------------------------|---------------|
| <b>Equity</b>                      | <b>95.9%</b>  |
| Micron Technology                  | 5.0%          |
| Blu Label Unlimited                | 4.2%          |
| Iris Energy                        | 3.7%          |
| Applovin Corporation               | 3.5%          |
| Nvidia Corp                        | 3.0%          |
| Alphabet Inc                       | 2.8%          |
| Taiwan Semiconductor Manufacturing | 2.8%          |
| ATI Corp                           | 2.5%          |
| Howmet Aerospace Inc               | 2.3%          |
| Broadcom Inc                       | 2.2%          |
| Other equity holdings              | 63.9%         |
| <b>Commodities</b>                 | <b>2.0%</b>   |
| Gold                               | 2.0%          |
| <b>Cash</b>                        | <b>2.1%</b>   |
| US Dollar                          | 2.1%          |
| Other currencies                   | 0.0%          |
| <b>TOTAL</b>                       | <b>100.0%</b> |

Source: Apex Administration (Guernsey) Limited

## PERFORMANCE

| Performance                  | Fund  | Benchmark | Outperformance |
|------------------------------|-------|-----------|----------------|
| Since inception              | 40.9% | 44.3%     | -3.4%          |
| Since inception (annualised) | 36.3% | 39.3%     | -3.0%          |
| 5 Years                      |       |           |                |
| 3 Years                      |       |           |                |
| 1 Year                       | 26.8% | 30.3%     | -3.5%          |
| Year-to-date                 | 14.9% | 12.1%     | 2.8%           |

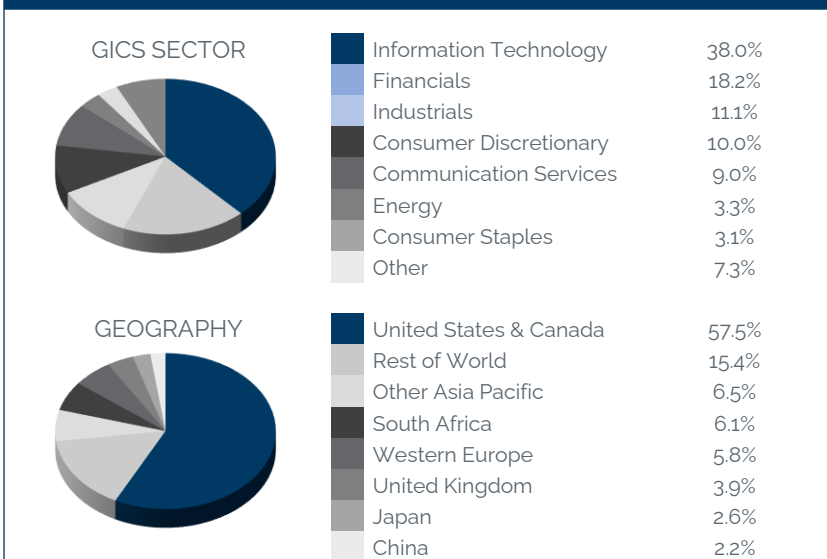
| Rolling 12 Month Return | Highest | Lowest | Average |
|-------------------------|---------|--------|---------|
| Since inception         | 26.8%   | 22.6%  | 24.7%   |

| Strategy Performance* | Fund  | Benchmark | Outperformance |
|-----------------------|-------|-----------|----------------|
| Since initiation      | 45.3% | 42.5%     | 2.7%           |

\*Strategy Performance provides a real illustration of performance of the current management processes as implemented by the current fund management team and is based on actual performance from 31 July 2024 of a live portfolio, net of real trading costs and management fees.

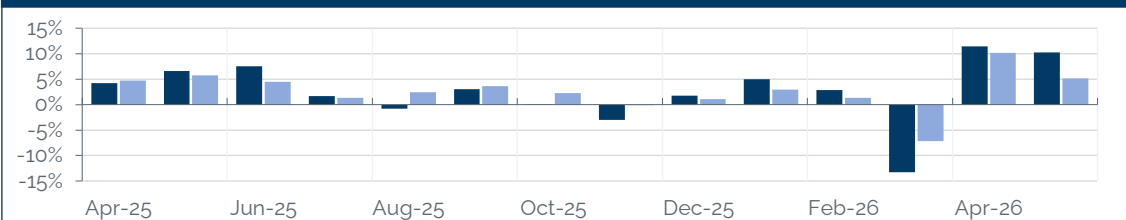
Source: Morningstar, IPFM Guernsey ICC Limited. Past performance is not indicative of future returns. Fund performance is calculated on a total return basis, net of all fees and in US dollar terms, using NAV to NAV. The individual investor performance may differ as a result of initial fees, the actual investment date, the date of reinvestment and dividend withholding tax. Annualised returns are period returns re-scaled to a period of 1 year. Actual annual figures are available on request.

## EFFECTIVE EQUITY EXPOSURE



Source: Apex Administration (Guernsey) Limited

## MONTHLY RETURNS



## FEEES

|  | Retail | Institutional |
|--|--------|---------------|
| <b>Total Expense Ratio</b>               | 1.40%  | 1.05%         |
| <b>Custody Fee</b>                       | 0.05%  | 0.05%         |
| <b>Cell Manager Fee</b>                  | 1.00%  | 0.65%         |
| <b>Management and Administration fee</b> | 0.30%  | 0.30%         |
| <b>Other fund expenses</b>               | 0.05%  | 0.05%         |

## FUND MANAGER COMMENTARY - MAY 2026

The Flagship Global Equity fund returned 10.2% during the month, vs 5.2% for the MSCI ACWI (both in USD), as markets roared back to life following the March selloff, notwithstanding lingering geopolitical concerns, and the Strait of Hormuz remaining effectively closed. The biggest contributors for the month were Micron, Sterling Infrastructure and Applovin, while the main detractors were Nabors, Talen Energy and Inpex Corporation.

As required by legislation, we confirm that the fund has adhered to its policy objective and strategy.

## INVESTMENT COMMENTARY

US markets rallied for yet another strong month. The S&P 500 ended 5.3% higher, while the Nasdaq Composite gained 8.4%. The small cap Russell 2000 was more subdued, rising by 4.4%. There was no such rally in London, as the FTSE 100 rose by a mere 0.7%. Europe was also strong, with the Euro Stoxx 50 gaining 2.9%. In the East, Hong Kong's Hang Seng stands out as the lone decliner, ending 1.7% lower, while Japan's Nikkei 225 was again the standout performer, ending the month 11.9% higher. The Nikkei is now up 32.8% so far this year. There were also notable moves in the commodity market, as Brent crude declined by 19.3% during the month. Year-to-date, however, oil is still trading 51.3% higher.

Kevin Warsh was confirmed as the next chair of the Federal Reserve and, no doubt, the market will analyse every word from his first meeting to assess the likely direction under his watch. It's unlikely he'll have much time to find his feet, as market data continues to serve a batch of mixed and volatile data – much of it heavily affected by the ongoing Middle East conflict.

Spiking energy prices have led to US CPI coming in at the highest levels since 2023. More concerning, though, is Core CPI (excluding energy and food prices) which was meaningfully higher than estimates, as higher energy prices are now filtering through to other parts of the economy. The parallels between

inflation today and inflation caused by the energy crisis in the 1970's, are now starting to look concerningly eerie...

This has resulted in a global bond selloff as markets start to anticipate the probability of sustained higher inflation, which will force central banks to raise borrowing rates. US 30-year treasury yields reached their highest level since 2007, on concerns about inflation and the outlook for the US fiscus. The US market is now pricing in a 50% probability that the Fed will raise rates this year.

Higher inflation numbers are not limited to the US. In Japan, producer prices (PPI) surged in April by the most in 12 years, boosting inflationary pressures and supporting the case for the Bank of Japan to raise interest rates. Japan's 10-year yields jumped to levels last seen in 1996, while the nation's 30-year yield surged to the highest level since its 1999 debut.

Relatively speaking, geopolitical news was subdued this month. Trump's previously postponed meeting with Xi Jinping took place in Beijing and, apart from statements about freeing up the Strait of Hormuz, the meeting delivered surprisingly little.

### Fees Applicable

#### Investment management fee:

0.30%

#### Custody fees

0.05%

#### Cell manager fees:

Class A Shares: 1.00%

Class B Shares: 0.65%

Class C Shares: 0.00%

#### Performance Fees

Class A: 20% of the Cell's performance relative to the benchmark (maximum total annual fee of 2.30%)

Class B: 20% of the Cell's performance relative to the benchmark (maximum total annual fee of 1.95%)

Class C: 20% of the Cell's performance relative to the benchmark (maximum total annual fee of 1.30%)

#### TER

The Flagship Global Equity Fund Class A USD has an estimated Total Expense Ratio (TER) of 1.40%. The Total Expense Ratios (TERs) are the percentages of the net asset value of the class of the Financial Product incurred as expenses relating to the administration of the Financial Product. A higher TER does not necessarily imply a poor return, nor does a low TER imply a good return. A current TER may not necessarily be an accurate indication of future TERs. As the Fund has been operational for a period of less than one year, the TER to 31 December 2025 is based on estimated data on costs and actual fees incurred. Cost ratios are calculated using historical actual and/or estimated data and are provided solely as an indication/guide as to the annual expenses/costs that could be incurred. These ratios do not represent any current/actual charges or fees.

#### PERFORMANCE FEES

The Cell Manager is entitled to an annual fee of 20% of the Cell's performance (calculated by reference to the Net Asset Value per Class Share) relative to the benchmark, up to a total annual fee (Cell Manager Fee plus Performance Fee) of 2.30% (Class A), 1.95% (Class B), and 1.30% (Class C). The performance fee shall only be levied 24 months after the effective date of the changes to the investment objectives and policy. Thereafter, and in each instance, the Cell Manager's performance is measured against its benchmark over a rolling 24-month period. The Performance Fee is accrued and crystallised at each Valuation Point and paid out monthly in arrears. The benchmark for the Cell is the FTSE All World Index.

### Guernsey Disclosures

The information in this document has been issued by the Investment Manager and Portfolio Manager. The Cell (or 'Fund') is an incorporated cell of Apex FM Guernsey ICC Limited (the 'Scheme'), registered in Guernsey under the provisions of the Companies (Guernsey) Law, 2008. The Scheme is authorised as a Class "B" collective investment scheme by the Guernsey Financial Services Commission ('GFSC') pursuant to the Protection of Investors (Bailiwick of Guernsey). In giving this authorization, the GFSC does not vouch for the financial soundness of the Scheme or Cell or for the correctness of any of the statements made or opinions expressed with regard to it. This report should be read in conjunction with the Scheme Particulars and the relevant Cell Particulars supplement. Subscriptions will only be accepted on the basis of the current Scheme and Cell Particulars, which are not an invitation to subscribe and are for information purposes only. The Fund has not been registered under the United States Investment Company Act of 1940. None of the Participating Shares of the Cell have been or will be registered under the United States Securities Act of 1993, as amended, and no Participating Shares may be offered or sold, directly or indirectly, in the United States of America, its territories or possessions or any area subject to its jurisdiction or to any resident thereof. Shares in each Cell are not available for sale and may not be offered for sale directly in any state or jurisdiction in which such offer or sale would be prohibited. Each Cell is a non-EU alternative investment fund ("AIF") and the Investment Manager is a non-EU alternative investment fund manager ("AIFM") for the purpose of the Alternative Investment Fund Managers Directive 2011/61/EU ("AIFMD"). Neither the Company nor the Cell may be marketed (within the meaning given to the terms "marketing" under the AIFMD), and the Scheme Particulars may not be sent, to prospective investors domiciled or with a registered office in any Member State of the European Economic Area ("EEA") unless: (i) the AIF may be marketed under any private placement regime or other exemption in the relevant EEA Member State; or (ii) such marketing was initiated by the prospective investor and not by the AIFM or any other person/entity acting directly or indirectly on behalf of the AIFM.

### South Africa Disclosures – Applicable to Cells Registered for Promotion in South Africa

This is a Section 65 approved fund under the Collective Investment Schemes Control Act 45, 2002 (CISCA). Fundrock Collective Investments (RF) (Pty) Ltd is the South African Representative Office for this fund, registered and approved under the Collective Investment Schemes Control Act (No.45 of 2002). Collective Investment Schemes in securities are generally medium to long term investments. The value of participatory interests may go up, or down and past performance is not necessarily an indication of future performance. The Investment Manager does not guarantee the capital or the return of a portfolio. Collective Investments are traded at ruling prices and can engage in borrowing and scrip lending. A schedule of fees, charges and maximum commissions is available on request. The Investment Manager reserves the right to close the portfolio to new investors and reopen certain portfolios from time to time in order to manage them more efficiently. Investments in foreign securities may include additional risks such as potential constraints on liquidity and repatriation of funds, macroeconomic risk, political risk, foreign exchange risk, tax risk, settlement risk as well as potential limitations on the availability of market information. Prices are published daily and available via industry data providers and from the Investment Manager on request. Additional information on the proposed investment including Cell Particulars, application forms and the annual financial statements are available free of charge, on request from the Investment Manager.

### Contact Information

#### Investment Manager

Apex Fund Managers Guernsey Limited  
Apex Fund and Corporate Services (Guernsey) Limited  
1 Royal Plaza, Royal Avenue, St Peter Port, Guernsey, GY1 2HL  
Tel: +27 (0)21 681 8000  
Email: shareholder.guernsey@apexgroup.com

#### Representative Office

Fundrock Collective Investments (RF) (Pty) Limited  
4th Floor, Catnia Building, Bella Rosa Village, Bella Rosa Street, Bellville, Cape Town, 7530, South Africa  
Tel: +27 (0)21 007 1500/1/2  
Email: bci\_compliance@fundrock.com

### Fund Risk Profile

- Higher risk investments may be subject to sudden and large falls in value in comparison to other investments. Higher risk investments include, but are not limited to, investments in smaller companies, even in developed markets, investments in emerging markets or single country debt or equity funds and investments in high yield or non-investment grade debt.
- The Fund will contain shares or units in underlying funds that invest internationally. The value of your investment and the income arising from it will therefore be subject to exchange rate fluctuations.
- Foreign securities may have additional material risks, depending on the specific risks affecting that country, such as: potential constraints on liquidity and the repatriation of funds; macroeconomic risks; political risks; foreign exchange risks; tax risks; settlement risks; and potential limitations on the availability of market information.



### Flagship Asset Management (Pty) Limited

ICR House • Alphen Park • Main Road • Constantia • 7806 | Private Bag X21 • Constantia • 7848 • South Africa | Telephone +27 (21) 794 3140 • Facsimile +27 (21) 794 3135

Directors: WT Floquet CA (SA) MBA (chairman) | S de V Hudson BA LLB (ceo) | PD Floquet BCom CA (SA) CFA | NRO Brown BCom CA (SA)